

2023 Annual Agency Profile - Central Mississippi, Incorporated (NTD ID 44979)

Mailing Address: 108 S FRONT ST
WINONA, MS

Website: cmicsp.org

Service Consumed

Annual Unlinked Trips (UPT) 5,218

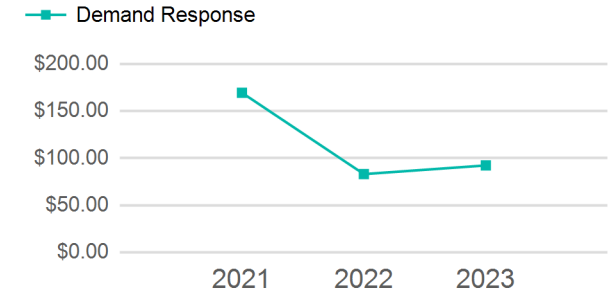
Assets

Revenue Vehicles 6
Service Vehicles
Facilities

Service Supplied

Annual Vehicle Revenue Miles (VRM) 274,413
Annual Vehicle Revenue Hours (VRH) 6,617
Vehicles Operated in Maximum Service (VOMS) 6

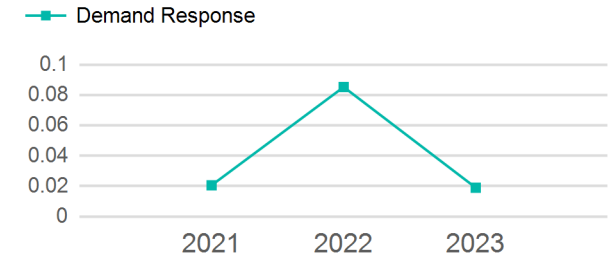
Operating Expenses per Vehicle Revenue Mile



Modal Characteristics

Mode	Annual Unlinked Passenger Trips	Directly Operated VOMS	Purchased Transportation VOMS	Annual Vehicle Revenue Miles	Annual Vehicle Revenue Hours
Demand Response	5,218	6	0	274,413	6,617
Total	5,218	6	0	274,413	6,617

Unlinked Passenger Trip per Vehicle Revenue Mile



Metrics

Mode	Service Efficiency		Service Effectiveness		
	OE per VRM	OE per VRH	UPT per VRM	UPT per VRH	OE per UPT
Demand Response	\$1.76	\$72.79	0.0	0.8	\$92.31
Total	\$1.76	\$72.79	0.0	0.8	\$92.31

2023 Annual Agency Profile - Central Mississippi, Incorporated (NTD ID 44979)

2023 Funding Breakdown

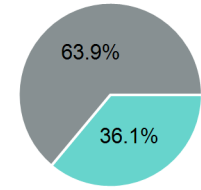
Summary of Operating Expenses (OE)

Mode	Operating Expenses	Fare Revenues
Demand Response	\$481,679	\$0
Total	\$481,679	\$0

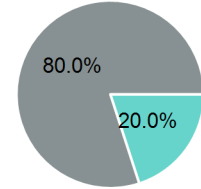
Sources of Operating Funds Expended

Directly Generated	\$173,833
Federal Government	\$307,846
Local Government	\$0
State Government	\$0
Total Operating Funds Expended	\$481,679

Operating Funding Sources



Capital Funding Sources



Sources of Capital Funds Expended

Directly Generated	\$5,778
Federal Government	\$23,107
Local Government	\$0
State Government	\$0
Total Capital Funds Expended	\$28,885

2023 Asset Management

Transit Asset Management (TAM) Tier	Tier II	TAM Sponsor NTD ID	4R05
--	---------	---------------------------	------

Metrics

Mode	Average Fleet Age in Years
Demand Response	5.5