

# 2023 Annual Agency Profile - Hendry Co. BOCC (NTD ID 44980)

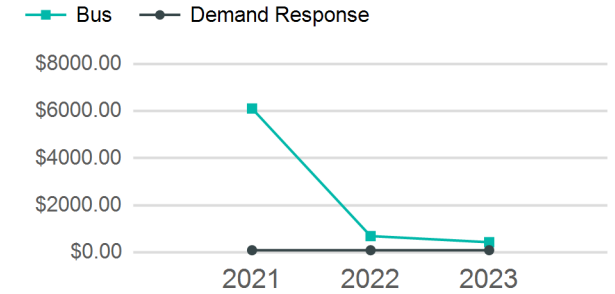
**Mailing Address:** 25 E HICKPOCHEE AVE STE A218  
LABELLE, FL

**Website:** <https://www.hendryfla.net/transit.php>

## Service Consumed

Annual Unlinked Trips (UPT) 10,155

## Operating Expenses per Vehicle Revenue Mile



## Assets

Revenue Vehicles 21  
Service Vehicles  
Facilities

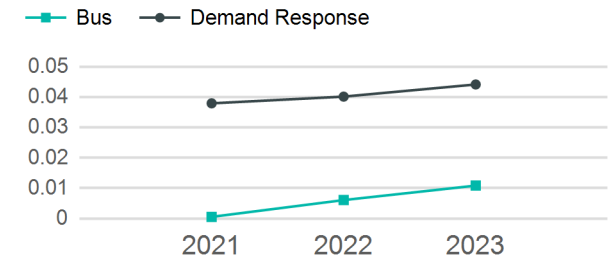
## Service Supplied

Annual Vehicle Revenue Miles (VRM) 364,625  
Annual Vehicle Revenue Hours (VRH) 14,213  
Vehicles Operated in Maximum Service (VOMS) 20

## Modal Characteristics

Mode	Annual Unlinked Passenger Trips	Directly Operated VOMS	Purchased Transportation VOMS	Annual Vehicle Revenue Miles	Annual Vehicle Revenue Hours
Demand Response	8,218	14	0	186,131	6,376
Bus	1,937	6	0	178,494	7,837
<b>Total</b>	<b>10,155</b>	<b>20</b>	<b>0</b>	<b>364,625</b>	<b>14,213</b>

## Unlinked Passenger Trip per Vehicle Revenue Mile



## Metrics

### Service Efficiency

### Service Effectiveness

Mode	OE per VRM	OE per VRH	UPT per VRM	UPT per VRH	OE per UPT
Demand Response	\$4.21	\$122.90	0.0	1.3	\$95.35
Bus	\$4.71	\$107.20	0.0	0.2	\$433.72
<b>Total</b>	<b>\$4.45</b>	<b>\$114.24</b>	<b>0.0</b>	<b>0.7</b>	<b>\$159.90</b>

# 2023 Annual Agency Profile - Hendry Co. BOCC (NTD ID 44980)

## 2023 Funding Breakdown

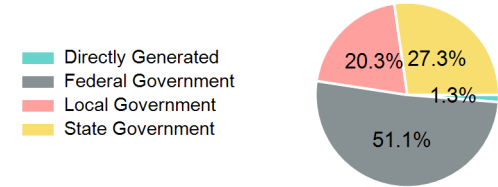
### Summary of Operating Expenses (OE)

Mode	Operating Expenses	Fare Revenues
Demand Response	\$783,620	\$0
Bus	\$840,122	\$0
<b>Total</b>	<b>\$1,623,742</b>	<b>\$0</b>


### Sources of Operating Funds Expended

Directly Generated	\$20,474
Federal Government	\$830,456
Local Government	\$329,816
State Government	\$442,996
<b>Total Operating Funds Expended</b>	<b>\$1,623,742</b>

### Operating Funding Sources



### Capital Funding Sources



### Sources of Capital Funds Expended

Directly Generated	\$0
Federal Government	\$0
Local Government	\$0
State Government	\$138,500
<b>Total Capital Funds Expended</b>	<b>\$138,500</b>

## 2023 Asset Management

Transit Asset Management (TAM) Tier: Tier II TAM Sponsor NTD ID: 4R02

### Metrics

Mode	Average Fleet Age in Years
Demand Response	4.9
Bus	4.8