

# 2023 Annual Agency Profile - Southern Georgia Regional Commission (NTD ID 44982)

**Mailing Address:** 1937 CARLTON ADAMS DRIVE  
VALDOSTA, GA

**Website:** <https://www.sgrc.us/public-transit-services.html>

## Service Consumed

Annual Unlinked Trips (UPT) 92,865

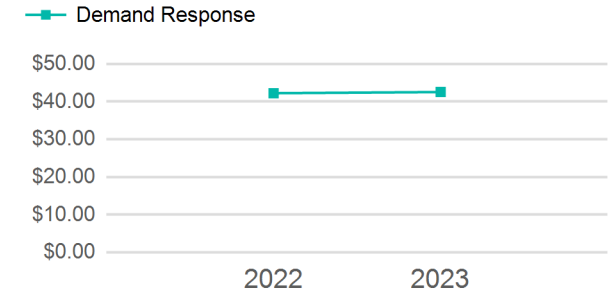
## Assets

Revenue Vehicles 43  
Service Vehicles  
Facilities

## Service Supplied

Annual Vehicle Revenue Miles (VRM) 1,551,785  
Annual Vehicle Revenue Hours (VRH) 77,952  
Vehicles Operated in Maximum Service (VOMS) 44

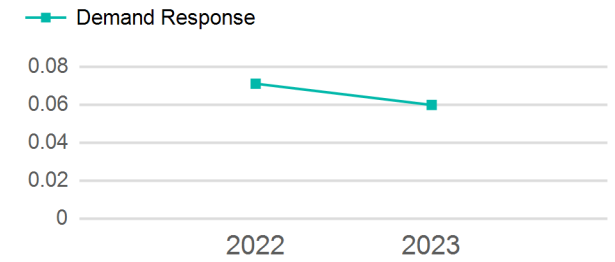
## Operating Expenses per Vehicle Revenue Mile



## Modal Characteristics

Mode	Annual Unlinked Passenger Trips	Directly Operated VOMS	Purchased Transportation VOMS	Annual Vehicle Revenue Miles	Annual Vehicle Revenue Hours
Demand Response	92,865	0	44	1,551,785	77,952
<b>Total</b>	<b>92,865</b>	<b>0</b>	<b>44</b>	<b>1,551,785</b>	<b>77,952</b>

## Unlinked Passenger Trip per Vehicle Revenue Mile



## Metrics

Mode	Service Efficiency		Service Effectiveness		
	OE per VRM	OE per VRH	UPT per VRM	UPT per VRH	OE per UPT
Demand Response	\$2.55	\$50.67	0.1	1.2	\$42.53
<b>Total</b>	<b>\$2.55</b>	<b>\$50.67</b>	<b>0.1</b>	<b>1.2</b>	<b>\$42.53</b>

# 2023 Annual Agency Profile - Southern Georgia Regional Commission (NTD ID 44982)

## 2023 Funding Breakdown

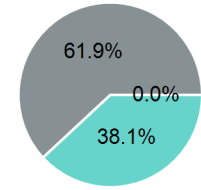
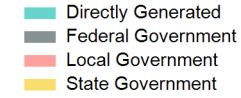
### Summary of Operating Expenses (OE)

Mode	Operating Expenses	Fare Revenues
Demand Response	\$3,949,888	\$0
<b>Total</b>	<b>\$3,949,888</b>	<b>\$0</b>

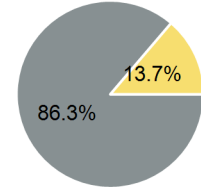
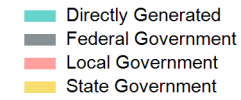
### Sources of Operating Funds Expended

Directly Generated	\$1,505,997
Federal Government	\$2,443,889
Local Government	\$2
State Government	\$0
<b>Total Operating Funds Expended</b>	<b>\$3,949,888</b>

### Operating Funding Sources



### Capital Funding Sources



### Sources of Capital Funds Expended

Directly Generated	\$0
Federal Government	\$700,151
Local Government	\$0
State Government	\$111,582
<b>Total Capital Funds Expended</b>	<b>\$811,733</b>

## 2023 Asset Management

<b>Transit Asset Management (TAM) Tier</b>	Tier II	<b>TAM Sponsor NTD ID</b>	4R03
--	---------	---------------------------	------

### Metrics

Mode	Average Fleet Age in Years
Demand Response	4.3