

2023 Annual Agency Profile - Bay Mills Indian Community (NTD ID 50007)

Mailing Address: 12140 W LAKESHORE DR
BRIMLEY, MI

Website: <http://www.BayMills.org/>

Geographic Coverage

Primary Urbanized/Rural Area Michigan Non-UZA
Other Areas Served:

Service Consumed

Annual Unlinked Trips (UPT) 1,750

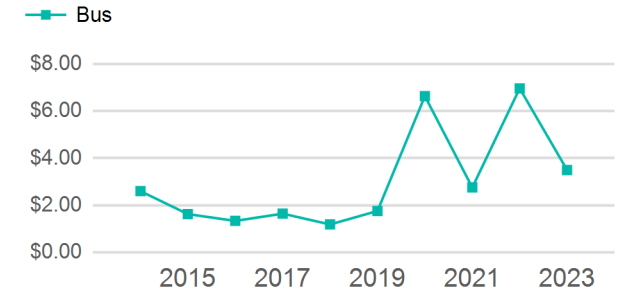
Assets

Revenue Vehicles 2
Service Vehicles
Facilities

Service Supplied

Annual Vehicle Revenue Miles (VRM) 42,292
Annual Vehicle Revenue Hours (VRH) 1,875
Vehicles Operated in Maximum Service (VOMS) 1

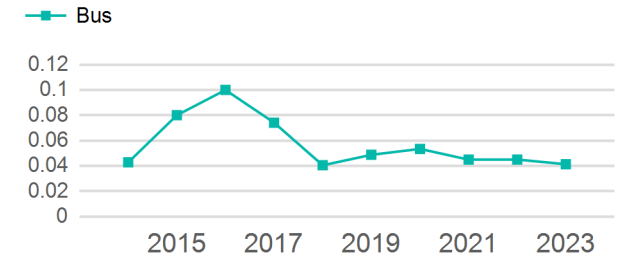
Operating Expenses per Vehicle Revenue Mile



Modal Characteristics

Mode	Annual Unlinked Passenger Trips	Directly Operated VOMS	Purchased Transportation VOMS	Annual Vehicle Revenue Miles	Annual Vehicle Revenue Hours
Bus	1,750	1	0	42,292	1,875
Total	1,750	1	0	42,292	1,875

Unlinked Passenger Trip per Vehicle Revenue Mile



Metrics

Service Efficiency

Service Effectiveness

Mode	OE per VRM	OE per VRH	UPT per VRM	UPT per VRH	OE per UPT
Bus	\$3.50	\$78.87	0.0	0.9	\$84.51
Total	\$3.50	\$78.87	0.0	0.9	\$84.51

2023 Annual Agency Profile - Bay Mills Indian Community (NTD ID 50007)

2023 Funding Breakdown

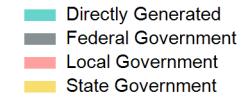
Summary of Operating Expenses (OE)

Mode	Operating Expenses	Fare Revenues
Bus	\$147,889	\$0
Total	\$147,889	\$0

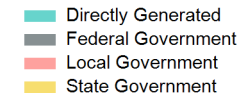
Sources of Operating Funds Expended

Directly Generated	\$4,384
Federal Government	\$143,505
Local Government	\$0
State Government	\$0
Total Operating Funds Expended	\$147,889

Operating Funding Sources



Capital Funding Sources



Sources of Capital Funds Expended

Directly Generated	\$0
Federal Government	\$90,000
Local Government	\$0
State Government	\$0
Total Capital Funds Expended	\$90,000

2023 Asset Management

Transit Asset Management (TAM) Tier Tier II

TAM Sponsor NTD ID

Metrics

Mode	Average Fleet Age in Years
Bus	1.5