

2023 Annual Agency Profile - Forest County Potawatomi Community (NTD ID 50014)

Mailing Address: 5416 EVERYBODYS RD
CRANDON, WI

Website: <https://transit.fcpotawatomi.com>

Geographic Coverage

Primary Urbanized/Rural Area Wisconsin Non-UZA
Other Areas Served:

Assets

Revenue Vehicles 14
Service Vehicles 1
Facilities 1

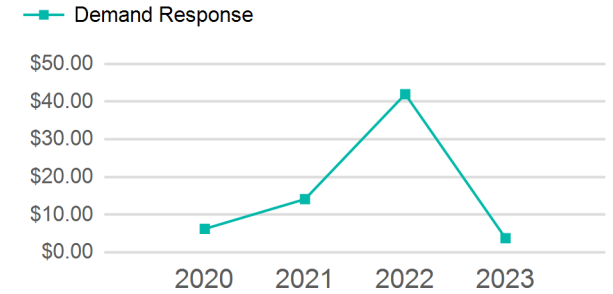
Service Consumed

Annual Unlinked Trips (UPT) 14,848

Service Supplied

Annual Vehicle Revenue Miles (VRM) 78,691
Annual Vehicle Revenue Hours (VRH) 3,828
Vehicles Operated in Maximum Service (VOMS) 8

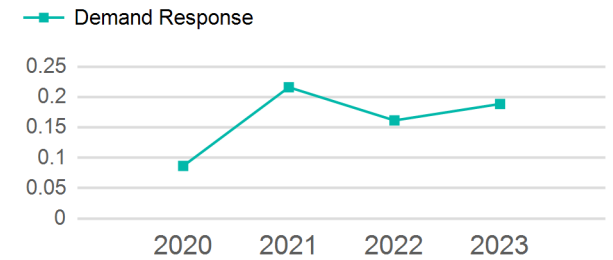
Operating Expenses per Vehicle Revenue Mile



Modal Characteristics

Mode	Annual Unlinked Passenger Trips	Directly Operated VOMS	Purchased Transportation VOMS	Annual Vehicle Revenue Miles	Annual Vehicle Revenue Hours
Demand Response	14,848	8	0	78,691	3,828
Total	14,848	8	0	78,691	3,828

Unlinked Passenger Trip per Vehicle Revenue Mile



Metrics

Service Efficiency

Service Effectiveness

Mode	OE per VRM	OE per VRH	UPT per VRM	UPT per VRH	OE per UPT
Demand Response	\$3.80	\$78.03	0.2	3.9	\$20.12
Total	\$3.80	\$78.03	0.2	3.9	\$20.12

2023 Annual Agency Profile - Forest County Potawatomi Community (NTD ID 50014)

2023 Funding Breakdown

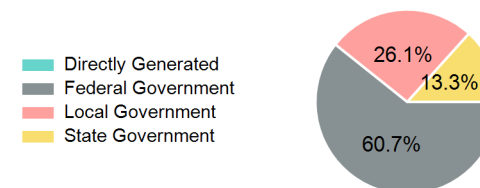
Summary of Operating Expenses (OE)

Mode	Operating Expenses	Fare Revenues
Demand Response	\$298,700	\$0
Total	\$298,700	\$0

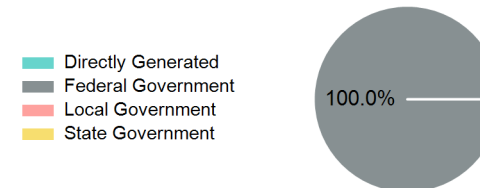
Sources of Operating Funds Expended

Directly Generated	\$0
Federal Government	\$181,261
Local Government	\$77,839
State Government	\$39,600
Total Operating Funds Expended	\$298,700

Operating Funding Sources



Capital Funding Sources



Sources of Capital Funds Expended

Directly Generated	\$0
Federal Government	\$106,573
Local Government	\$0
State Government	\$0
Total Capital Funds Expended	\$106,573

2023 Asset Management

Transit Asset Management (TAM) Tier Tier II

TAM Sponsor NTD ID

Metrics

Mode	Average Fleet Age in Years
Demand Response	7.0