

# 2023 Annual Agency Profile - North Township of Lake County (NTD ID 50103)

**Mailing Address:** 5947 HOHMAN AVE  
Hammond, IN

**Website:** <http://www.northtownshiptrustee.com/dial-a-ride/>

## Geographic Coverage

**Primary Urbanized/Rural Area** Chicago, IL--IN  
**Service Area Population** 170,200  
**Service Area Sq. Miles** 527  
**Other Areas Served:**

## Service Consumed

**Annual Unlinked Trips (UPT)** 6,183

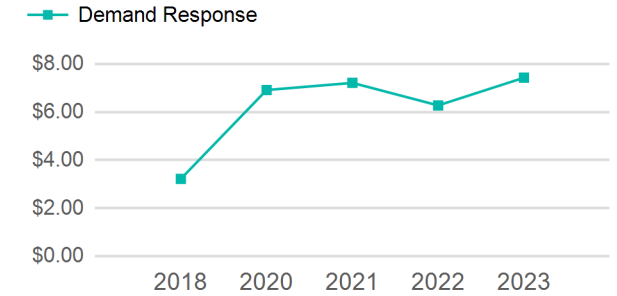
## Assets

**Revenue Vehicles** 7  
**Service Vehicles**  
**Facilities**

## Service Supplied

**Annual Vehicle Revenue Miles (VRM)** 53,022  
**Annual Vehicle Revenue Hours (VRH)** 5,240  
**Vehicles Operated in Maximum Service (VOMS)** 6

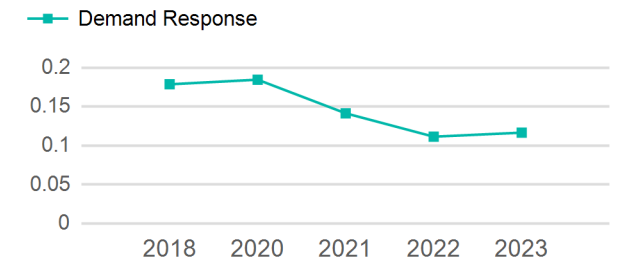
## Operating Expenses per Vehicle Revenue Mile



## Modal Characteristics

Mode	Annual Unlinked Passenger Trips	Directly Operated VOMS	Purchased Transportation VOMS	Annual Vehicle Revenue Miles	Annual Vehicle Revenue Hours
Demand Response	6,183	6	0	53,022	5,240
<b>Total</b>	<b>6,183</b>	<b>6</b>	<b>0</b>	<b>53,022</b>	<b>5,240</b>

## Unlinked Passenger Trip per Vehicle Revenue Mile



Mode	Service Efficiency		Service Effectiveness		
	OE per VRM	OE per VRH	UPT per VRM	UPT per VRH	OE per UPT
Demand Response	\$7.43	\$75.13	0.1	1.2	\$63.68
<b>Total</b>	<b>\$7.43</b>	<b>\$75.13</b>	<b>0.1</b>	<b>1.2</b>	<b>\$63.68</b>

# 2023 Annual Agency Profile - North Township of Lake County (NTD ID 50103)

## 2023 Funding Breakdown

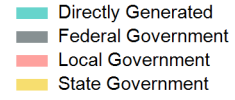
### Summary of Operating Expenses (OE)

Mode	Operating Expenses	Fare Revenues
Demand Response	\$393,707	\$0
<b>Total</b>	<b>\$393,707</b>	<b>\$0</b>

### Sources of Operating Funds Expended

Directly Generated	\$10,063
Federal Government	\$185,973
Local Government	\$154,833
State Government	\$42,838
<b>Total Operating Funds Expended</b>	<b>\$393,707</b>

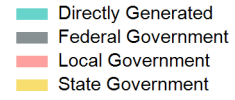
### Operating Funding Sources



### Capital Funding Sources

### Sources of Capital Funds Expended

Directly Generated	\$0
Federal Government	\$0
Local Government	\$0
State Government	\$0
<b>Total Capital Funds Expended</b>	<b>\$0</b>



## 2023 Asset Management

<b>Transit Asset Management (TAM) Tier</b>	Tier II	<b>TAM Sponsor NTD ID</b>	A0015
--	---------	---------------------------	-------

### Metrics

Mode	Average Fleet Age in Years
Demand Response	5.6