

2023 Annual Agency Profile - City of Janesville (NTD ID 50108)

Mailing Address: 18 N JACKSON ST
JANESVILLE, WI

Website: <https://www.janesvillewi.gov/departments-services/neighborhood-and-community-services/bus-transit-jts>

Geographic Coverage

Primary Urbanized/Rural Area Janesville, WI
Service Area Population 66,206
Service Area Sq. Miles 35
Other Areas Served:
 Wisconsin Non-UZA, Beloit, WI--IL

Assets

Revenue Vehicles 23
Service Vehicles 4
Facilities 2

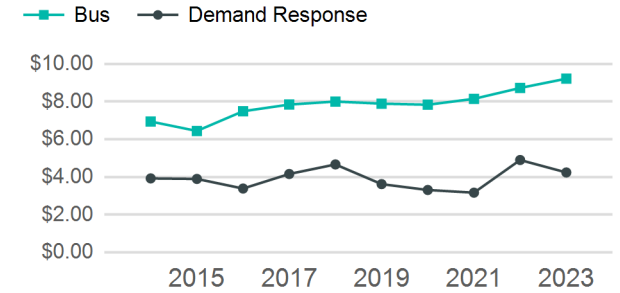
Service Consumed

Annual Unlinked Trips (UPT) 405,422

Service Supplied

Annual Vehicle Revenue Miles (VRM) 453,486
Annual Vehicle Revenue Hours (VRH) 30,949
Vehicles Operated in Maximum Service (VOMS) 17

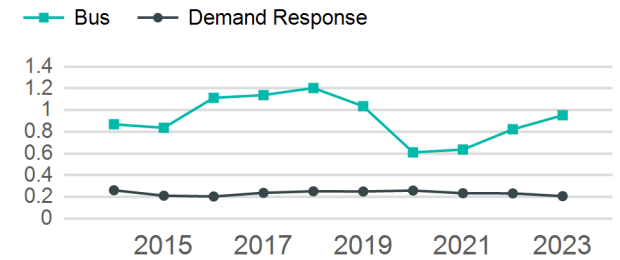
Operating Expenses per Vehicle Revenue Mile



Modal Characteristics

Mode	Annual Unlinked Passenger Trips	Directly Operated VOMS	Purchased Transportation VOMS	Annual Vehicle Revenue Miles	Annual Vehicle Revenue Hours
Bus	398,119	15	0	418,168	28,782
Demand Response	7,303	0	2	35,318	2,167
Total	405,422	15	2	453,486	30,949

Unlinked Passenger Trip per Vehicle Revenue Mile



Metrics

Service Efficiency

Service Effectiveness

Mode	OE per VRM	OE per VRH	UPT per VRM	UPT per VRH	OE per UPT
Bus	\$9.22	\$133.88	1.0	13.8	\$9.68
Demand Response	\$4.24	\$69.13	0.2	3.4	\$20.51
Total	\$8.83	\$129.35	0.9	13.1	\$9.87

2023 Annual Agency Profile - City of Janesville (NTD ID 50108)

2023 Funding Breakdown

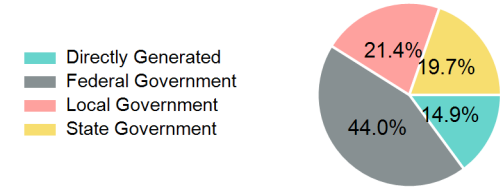
Summary of Operating Expenses (OE)

Mode	Operating Expenses	Fare Revenues
Bus	\$3,853,590	\$0
Demand Response	\$149,813	\$0
Total	\$4,003,403	\$0

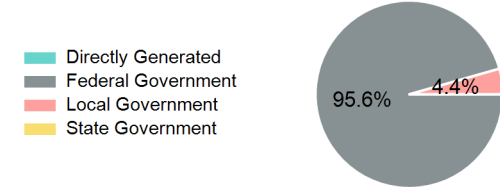
Sources of Operating Funds Expended

Directly Generated	\$596,731
Federal Government	\$1,767,494
Local Government	\$861,046
State Government	\$789,115
Total Operating Funds Expended	\$4,014,386

Operating Funding Sources



Capital Funding Sources



Sources of Capital Funds Expended

Directly Generated	\$0
Federal Government	\$573,029
Local Government	\$26,417
State Government	\$0
Total Capital Funds Expended	\$599,446

2023 Asset Management

Transit Asset Management (TAM) Tier	Tier II	TAM Sponsor NTD ID	5R06
--	---------	---------------------------	------

Metrics

Mode	Average Fleet Age in Years
Bus	4.3
Demand Response	0.0