

# 2023 Annual Agency Profile - City of Sandusky (NTD ID 50164)

**Mailing Address:** 240 COLUMBUS AVE  
SANDUSKY, OH

**Website:** [https://www.cityofsandusky.com/community/sandusky\\_transit\\_system/index.php](https://www.cityofsandusky.com/community/sandusky_transit_system/index.php)

## Geographic Coverage

**Primary Urbanized/Rural Area** Sandusky--Port Clinton, OH  
**Service Area Population** 76,755  
**Service Area Sq. Miles** 255  
**Other Areas Served:**

## Assets

**Revenue Vehicles** 39  
**Service Vehicles** 1  
**Facilities** 2

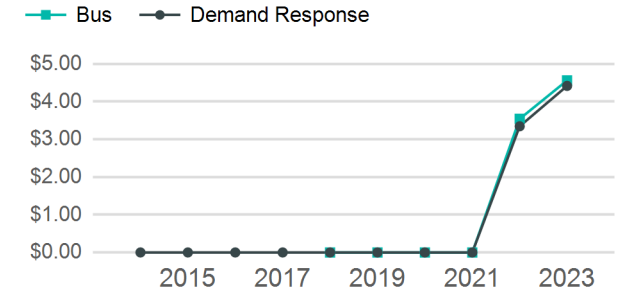
## Service Consumed

**Annual Unlinked Trips (UPT)** 405,506

## Service Supplied

**Annual Vehicle Revenue Miles (VRM)** 776,187  
**Annual Vehicle Revenue Hours (VRH)** 53,498  
**Vehicles Operated in Maximum Service (VOMS)** 14

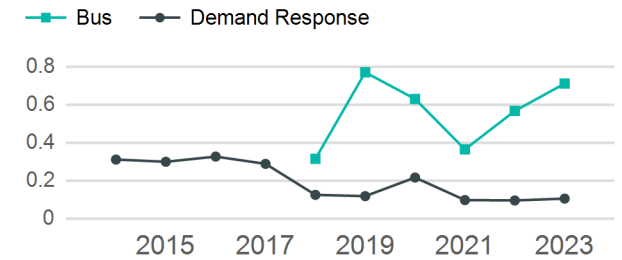
## Operating Expenses per Vehicle Revenue Mile



## Modal Characteristics

Mode	Annual Unlinked Passenger Trips	Directly Operated VOMS	Purchased Transportation VOMS	Annual Vehicle Revenue Miles	Annual Vehicle Revenue Hours
Bus	380,088	0	8	534,563	37,187
Demand Response	25,418	0	6	241,624	16,311
<b>Total</b>	<b>405,506</b>	<b>0</b>	<b>14</b>	<b>776,187</b>	<b>53,498</b>

## Unlinked Passenger Trip per Vehicle Revenue Mile



## Metrics

### Service Efficiency

### Service Effectiveness

Mode	OE per VRM	OE per VRH	UPT per VRM	UPT per VRH	OE per UPT
Bus	\$4.56	\$65.56	0.7	10.2	\$6.41
Demand Response	\$4.42	\$65.42	0.1	1.6	\$41.98
<b>Total</b>	<b>\$4.52</b>	<b>\$65.52</b>	<b>0.5</b>	<b>7.6</b>	<b>\$8.64</b>

# 2023 Annual Agency Profile - City of Sandusky (NTD ID 50164)

## 2023 Funding Breakdown

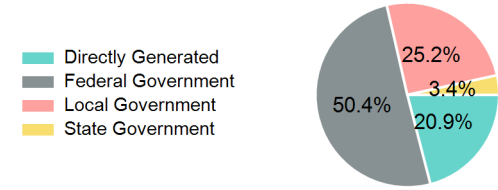
### Summary of Operating Expenses (OE)

Mode	Operating Expenses	Fare Revenues
Bus	\$2,437,966	\$0
Demand Response	\$1,067,012	\$0
<b>Total</b>	<b>\$3,504,978</b>	<b>\$0</b>

### Sources of Operating Funds Expended

Directly Generated	\$734,651
Federal Government	\$1,769,564
Local Government	\$883,945
State Government	\$119,618
<b>Total Operating Funds Expended</b>	<b>\$3,507,778</b>

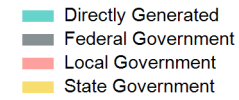
### Operating Funding Sources



### Capital Funding Sources

### Sources of Capital Funds Expended

Directly Generated	\$0
Federal Government	\$0
Local Government	\$0
State Government	\$0
<b>Total Capital Funds Expended</b>	<b>\$0</b>



## 2023 Asset Management

Transit Asset Management (TAM) Tier: Tier II TAM Sponsor NTD ID: 5R05

### Metrics

Mode	Average Fleet Age in Years
Bus	7.4
Demand Response	5.8