

2023 Annual Agency Profile - Porter County Aging and Community Services, Inc. (NTD ID 50179)

Mailing Address: 1005 CAMPBELL ST
VALPARAISO, IN

Website: <https://www.portercountyacs.org/transportation-program>

Geographic Coverage

Primary Urbanized/Rural Area Chicago, IL--IN
Service Area Population 170,389
Service Area Sq. Miles 522

Other Areas Served:

Valparaiso--Shorewood Forest, IN, Indiana Non-UZA

Assets

Revenue Vehicles 12
Service Vehicles
Facilities

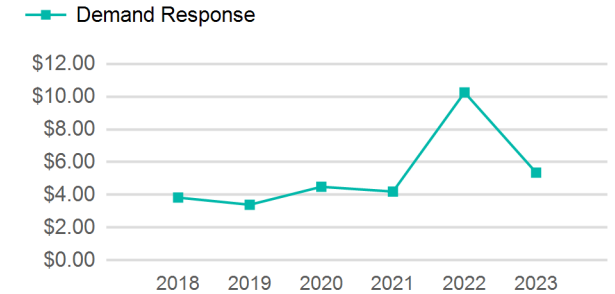
Service Consumed

Annual Unlinked Trips (UPT) 13,815

Service Supplied

Annual Vehicle Revenue Miles (VRM) 138,185
Annual Vehicle Revenue Hours (VRH) 10,003
Vehicles Operated in Maximum Service (VOMS) 7

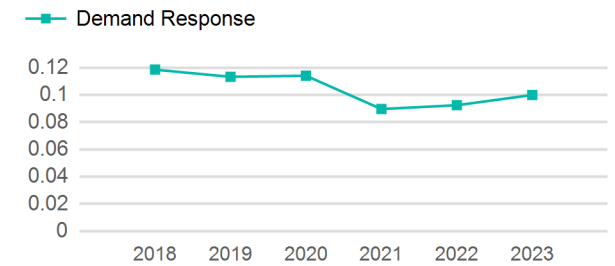
Operating Expenses per Vehicle Revenue Mile



Modal Characteristics

Mode	Annual Unlinked Passenger Trips	Directly Operated VOMS	Purchased Transportation VOMS	Annual Vehicle Revenue Miles	Annual Vehicle Revenue Hours
Demand Response	13,815	7	0	138,185	10,003
Total	13,815	7	0	138,185	10,003

Unlinked Passenger Trip per Vehicle Revenue Mile



Metrics

Service Efficiency

Service Effectiveness

Mode	OE per VRM	OE per VRH	UPT per VRM	UPT per VRH	OE per UPT
Demand Response	\$5.36	\$73.99	0.1	1.4	\$53.57
Total	\$5.36	\$73.99	0.1	1.4	\$53.57

2023 Annual Agency Profile - Porter County Aging and Community Services, Inc. (NTD ID 50179)

2023 Funding Breakdown

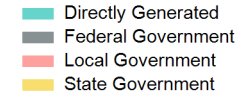
Summary of Operating Expenses (OE)

Mode	Operating Expenses	Fare Revenues
Demand Response	\$740,129	\$0
Total	\$740,129	\$0

Sources of Operating Funds Expended

Directly Generated	\$4,191
Federal Government	\$189,360
Local Government	\$450,000
State Government	\$96,578
Total Operating Funds Expended	\$740,129

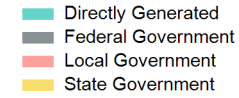
Operating Funding Sources



Capital Funding Sources

Sources of Capital Funds Expended

Directly Generated	\$0
Federal Government	\$0
Local Government	\$0
State Government	\$0
Total Capital Funds Expended	\$0



2023 Asset Management

Transit Asset Management (TAM) Tier	Tier II	TAM Sponsor NTD ID	A0015
--	---------	---------------------------	-------

Metrics

Mode	Average Fleet Age in Years
Demand Response	5.4