

2023 Annual Agency Profile - Livingston County Board of Commissioners (NTD ID 50180)

Mailing Address: 304 E GRAND RIVER AVE
HOWELL, MI

Website: <http://www.livgov.com/LETS/>

Geographic Coverage

Primary Urbanized/Rural Area	South Lyon--Hamburg--Genoa, MI
Service Area Population	196,161
Service Area Sq. Miles	568
Other Areas Served:	Michigan Non-UZA

Assets

Revenue Vehicles	42
Service Vehicles	1
Facilities	1

Service Consumed

Annual Unlinked Trips (UPT) 128,639

Service Supplied

Annual Vehicle Revenue Miles (VRM)	1,142,233
Annual Vehicle Revenue Hours (VRH)	47,466
Vehicles Operated in Maximum Service (VOMS)	29

Modal Characteristics

Mode	Annual Unlinked Passenger Trips	Directly Operated VOMS	Purchased Transportation VOMS	Annual Vehicle Revenue Miles	Annual Vehicle Revenue Hours
Demand Response	128,639	29	0	1,142,233	47,466
Total	128,639	29	0	1,142,233	47,466

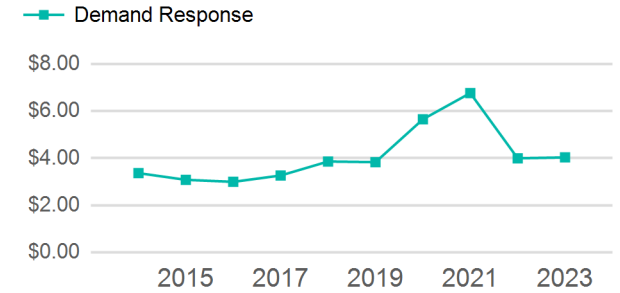
Metrics

Service Efficiency

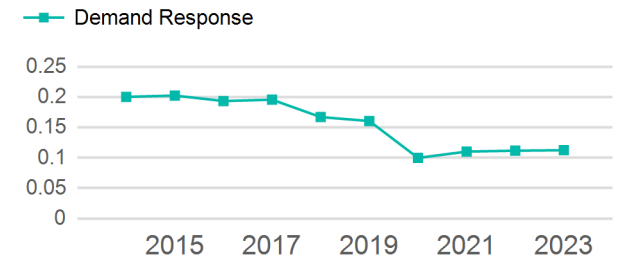
Service Effectiveness

Mode	OE per VRM	OE per VRH	UPT per VRM	UPT per VRH	OE per UPT
Demand Response	\$4.03	\$97.04	0.1	2.7	\$35.81
Total	\$4.03	\$97.04	0.1	2.7	\$35.81

Operating Expenses per Vehicle Revenue Mile



Unlinked Passenger Trip per Vehicle Revenue Mile



2023 Annual Agency Profile - Livingston County Board of Commissioners (NTD ID 50180)

2023 Funding Breakdown

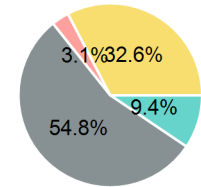
Summary of Operating Expenses (OE)

Mode	Operating Expenses	Fare Revenues
Demand Response	\$4,606,183	\$0
Total	\$4,606,183	\$0

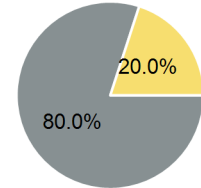
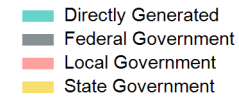
Sources of Operating Funds Expended

Directly Generated	\$434,001
Federal Government	\$2,526,042
Local Government	\$142,609
State Government	\$1,503,531
Total Operating Funds Expended	\$4,606,183

Operating Funding Sources



Capital Funding Sources



Sources of Capital Funds Expended

Directly Generated	\$0
Federal Government	\$1,551,829
Local Government	\$0
State Government	\$387,957
Total Capital Funds Expended	\$1,939,786

2023 Asset Management

Transit Asset Management (TAM) Tier Tier II

TAM Sponsor NTD ID

Metrics

Mode	Average Fleet Age in Years
Demand Response	2.9