

2023 Annual Agency Profile - Boone County Council on Aging (NTD ID 50194)

Mailing Address: 2141 HENRY LUCKOW LN
BELVIDERE, IL

Website: <http://www.keenage.org/>

Geographic Coverage

Primary Urbanized/Rural Area Rockford, IL
Service Area Population 53,448
Service Area Sq. Miles 281
Other Areas Served:
 Illinois Non-UZA

Assets

Revenue Vehicles 12
Service Vehicles
Facilities

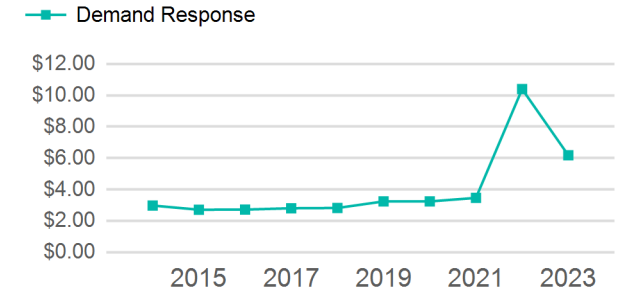
Service Consumed

Annual Unlinked Trips (UPT) 23,939

Service Supplied

Annual Vehicle Revenue Miles (VRM) 127,931
Annual Vehicle Revenue Hours (VRH) 8,951
Vehicles Operated in Maximum Service (VOMS) 7

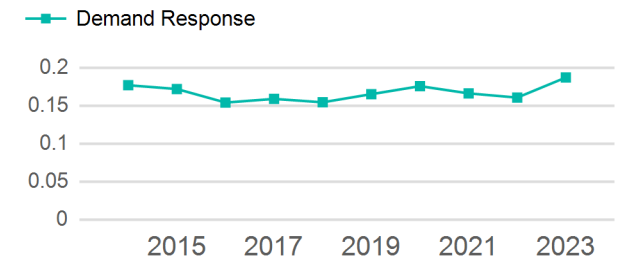
Operating Expenses per Vehicle Revenue Mile



Modal Characteristics

Mode	Annual Unlinked Passenger Trips	Directly Operated VOMS	Purchased Transportation VOMS	Annual Vehicle Revenue Miles	Annual Vehicle Revenue Hours
Demand Response	23,939	7	0	127,931	8,951
Total	23,939	7	0	127,931	8,951

Unlinked Passenger Trip per Vehicle Revenue Mile



Mode	Service Efficiency		Service Effectiveness		
	OE per VRM	OE per VRH	UPT per VRM	UPT per VRH	OE per UPT
Demand Response	\$6.18	\$88.40	0.2	2.7	\$33.05
Total	\$6.18	\$88.40	0.2	2.7	\$33.05

2023 Annual Agency Profile - Boone County Council on Aging (NTD ID 50194)

2023 Funding Breakdown

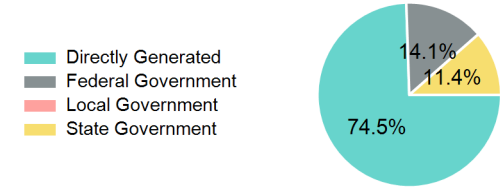
Summary of Operating Expenses (OE)

Mode	Operating Expenses	Fare Revenues
Demand Response	\$791,245	\$0
Total	\$791,245	\$0

Sources of Operating Funds Expended

Directly Generated	\$589,314
Federal Government	\$111,520
Local Government	\$0
State Government	\$90,411
Total Operating Funds Expended	\$791,245

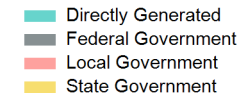
Operating Funding Sources



Capital Funding Sources

Sources of Capital Funds Expended

Directly Generated	\$0
Federal Government	\$0
Local Government	\$0
State Government	\$0
Total Capital Funds Expended	\$0



2023 Asset Management

Transit Asset Management (TAM) Tier	Tier II	TAM Sponsor NTD ID	5R01
--	---------	---------------------------	------

Metrics

Mode	Average Fleet Age in Years
Demand Response	7.5