

# 2023 Annual Agency Profile - Jackson County Mass Transit District (NTD ID 50204)

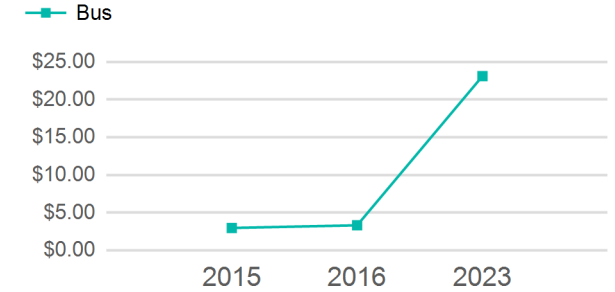
Mailing Address: 602 E COLLEGE ST  
CARBONDALE, IL

Website: www.jcmtd.com

## Service Consumed

Annual Unlinked Trips (UPT) 110,175

## Operating Expenses per Vehicle Revenue Mile



## Assets

Revenue Vehicles 33  
Service Vehicles  
Facilities

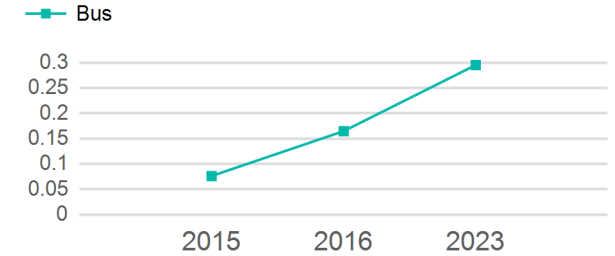
## Service Supplied

Annual Vehicle Revenue Miles (VRM) 372,975  
Annual Vehicle Revenue Hours (VRH) 23,615  
Vehicles Operated in Maximum Service (VOMS) 23

## Modal Characteristics

Mode	Annual Unlinked Passenger Trips	Directly Operated VOMS	Purchased Transportation VOMS	Annual Vehicle Revenue Miles	Annual Vehicle Revenue Hours
Bus	110,175	23	0	372,975	23,615
<b>Total</b>	<b>110,175</b>	<b>23</b>	<b>0</b>	<b>372,975</b>	<b>23,615</b>

## Unlinked Passenger Trip per Vehicle Revenue Mile



## Metrics

Mode	Service Efficiency		Service Effectiveness		
	OE per VRM	OE per VRH	UPT per VRM	UPT per VRH	OE per UPT
Bus	\$6.83	\$107.82	0.3	4.7	\$23.11
<b>Total</b>	<b>\$6.83</b>	<b>\$107.82</b>	<b>0.3</b>	<b>4.7</b>	<b>\$23.11</b>

# 2023 Annual Agency Profile - Jackson County Mass Transit District (NTD ID 50204)

## 2023 Funding Breakdown

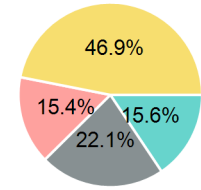
### Summary of Operating Expenses (OE)

Mode	Operating Expenses	Fare Revenues
Bus	\$2,546,061	\$0
<b>Total</b>	<b>\$2,546,061</b>	<b>\$0</b>

### Sources of Operating Funds Expended

Directly Generated	\$396,420
Federal Government	\$561,763
Local Government	\$393,330
State Government	\$1,194,548
<b>Total Operating Funds Expended</b>	<b>\$2,546,061</b>

### Operating Funding Sources



### Capital Funding Sources



### Sources of Capital Funds Expended

Directly Generated	\$0
Federal Government	\$0
Local Government	\$0
State Government	\$0
<b>Total Capital Funds Expended</b>	<b>\$0</b>

## 2023 Asset Management

<b>Transit Asset Management (TAM) Tier</b>	Tier II	<b>TAM Sponsor NTD ID</b>	5R01
--	---------	---------------------------	------

### Metrics

Mode	Average Fleet Age in Years
Bus	7.7