

# 2023 Annual Agency Profile - City of Hartford (NTD ID 50210)

**Mailing Address:** 109 N MAIN ST  
HARTFORD, WI

**Website:** <https://ci.hartford.wi.us/237/Hartford-City-Taxi>

## Geographic Coverage

**Primary Urbanized/Rural Area** Wisconsin Non-UZA  
**Service Area Population** 16,076  
**Service Area Sq. Miles** 8  
**Other Areas Served:** Wisconsin Non-UZA

## Assets

**Revenue Vehicles** 3  
**Service Vehicles**  
**Facilities**

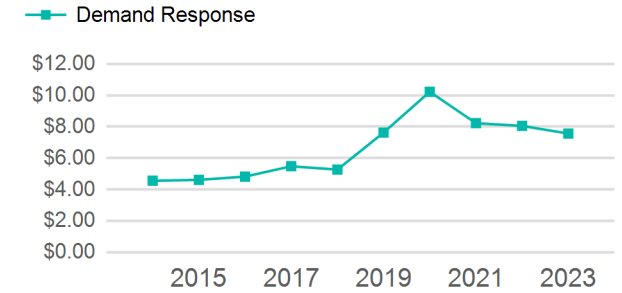
## Service Consumed

**Annual Unlinked Trips (UPT)** 15,568

## Service Supplied

**Annual Vehicle Revenue Miles (VRM)** 34,624  
**Annual Vehicle Revenue Hours (VRH)** 5,875  
**Vehicles Operated in Maximum Service (VOMS)** 2

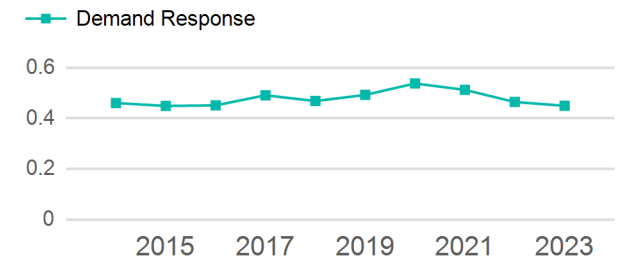
## Operating Expenses per Vehicle Revenue Mile



## Modal Characteristics

Mode	Annual Unlinked Passenger Trips	Directly Operated VOMS	Purchased Transportation VOMS	Annual Vehicle Revenue Miles	Annual Vehicle Revenue Hours
Demand Response	15,568	2	0	34,624	5,875
<b>Total</b>	<b>15,568</b>	<b>2</b>	<b>0</b>	<b>34,624</b>	<b>5,875</b>

## Unlinked Passenger Trip per Vehicle Revenue Mile



Mode	Service Efficiency		Service Effectiveness		
	OE per VRM	OE per VRH	UPT per VRM	UPT per VRH	OE per UPT
Demand Response	\$7.57	\$44.59	0.4	2.6	\$16.83
<b>Total</b>	<b>\$7.57</b>	<b>\$44.59</b>	<b>0.4</b>	<b>2.6</b>	<b>\$16.83</b>

# 2023 Annual Agency Profile - City of Hartford (NTD ID 50210)

## 2023 Funding Breakdown


### Summary of Operating Expenses (OE)

Mode	Operating Expenses	Fare Revenues
Demand Response	\$261,956	\$0
<b>Total</b>	<b>\$261,956</b>	<b>\$0</b>

### Sources of Operating Funds Expended

Directly Generated	\$47,671
Federal Government	\$165,930
Local Government	\$0
State Government	\$48,355
<b>Total Operating Funds Expended</b>	<b>\$261,956</b>

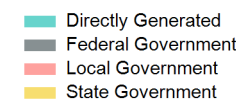
### Operating Funding Sources



### Capital Funding Sources

### Sources of Capital Funds Expended

Directly Generated	\$0
Federal Government	\$0
Local Government	\$0
State Government	\$0
<b>Total Capital Funds Expended</b>	<b>\$0</b>



## 2023 Asset Management

<b>Transit Asset Management (TAM) Tier</b>	Tier II	<b>TAM Sponsor NTD ID</b>	A0014
--	---------	---------------------------	-------

### Metrics

Mode	Average Fleet Age in Years
Demand Response	5.3