

2023 Annual Agency Profile - Voluntary Action Center (NTD ID 50215)

Mailing Address: 1606 BETHANY RD
Sycamore, IL

Website: <https://vacdk.com/transportation/>

Geographic Coverage

Primary Urbanized/Rural Area DeKalb, IL
Service Area Population 100,420
Service Area Sq. Miles 631
Other Areas Served:
 Illinois Non-UZA

Assets

Revenue Vehicles 25
Service Vehicles
Facilities 1

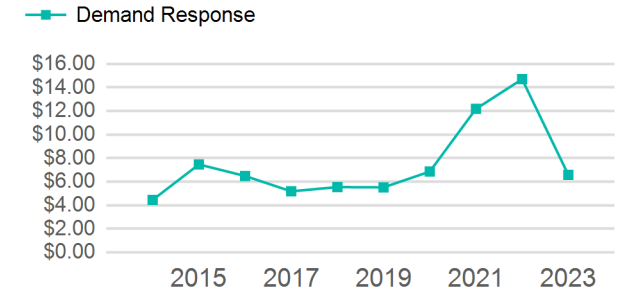
Service Consumed

Annual Unlinked Trips (UPT) 58,468

Service Supplied

Annual Vehicle Revenue Miles (VRM) 332,853
Annual Vehicle Revenue Hours (VRH) 22,738
Vehicles Operated in Maximum Service (VOMS) 20

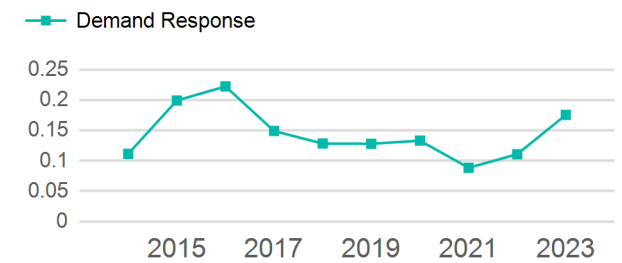
Operating Expenses per Vehicle Revenue Mile



Modal Characteristics

Mode	Annual Unlinked Passenger Trips	Directly Operated VOMS	Purchased Transportation VOMS	Annual Vehicle Revenue Miles	Annual Vehicle Revenue Hours
Demand Response	58,468	20	0	332,853	22,738
Total	58,468	20	0	332,853	22,738

Unlinked Passenger Trip per Vehicle Revenue Mile



Mode	Service Efficiency		Service Effectiveness		
	OE per VRM	OE per VRH	UPT per VRM	UPT per VRH	OE per UPT
Demand Response	\$6.59	\$96.42	0.2	2.6	\$37.50
Total	\$6.59	\$96.42	0.2	2.6	\$37.50

2023 Annual Agency Profile - Voluntary Action Center (NTD ID 50215)

2023 Funding Breakdown

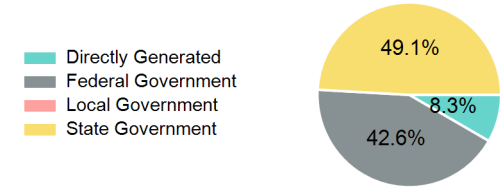
Summary of Operating Expenses (OE)

Mode	Operating Expenses	Fare Revenues
Demand Response	\$2,192,481	\$0
Total	\$2,192,481	\$0

Sources of Operating Funds Expended

Directly Generated	\$182,443
Federal Government	\$933,347
Local Government	\$0
State Government	\$1,076,691
Total Operating Funds Expended	\$2,192,481

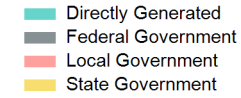
Operating Funding Sources



Capital Funding Sources

Sources of Capital Funds Expended

Directly Generated	\$0
Federal Government	\$0
Local Government	\$0
State Government	\$0
Total Capital Funds Expended	\$0



2023 Asset Management

Transit Asset Management (TAM) Tier	Tier II	TAM Sponsor NTD ID	5R01
--	---------	---------------------------	------

Metrics

Mode	Average Fleet Age in Years
Demand Response	9.4