

2023 Annual Agency Profile - Iosco Transit Corporation (NTD ID 50217)

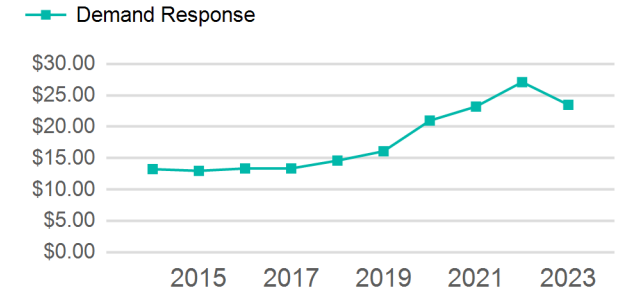
Mailing Address: 1036 North Aulerich Road
East Tawas, MI

Website:

Service Consumed

Annual Unlinked Trips (UPT) 25,183

Operating Expenses per Vehicle Revenue Mile



Assets

Revenue Vehicles 7
Service Vehicles 1
Facilities 1

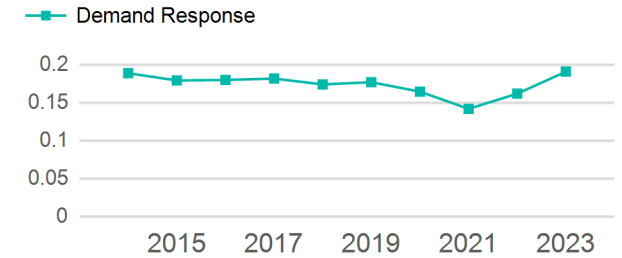
Service Supplied

Annual Vehicle Revenue Miles (VRM) 131,953
Annual Vehicle Revenue Hours (VRH) 6,988
Vehicles Operated in Maximum Service (VOMS) 6

Modal Characteristics

Mode	Annual Unlinked Passenger Trips	Directly Operated VOMS	Purchased Transportation VOMS	Annual Vehicle Revenue Miles	Annual Vehicle Revenue Hours
Demand Response	25,183	6	0	131,953	6,988
Total	25,183	6	0	131,953	6,988

Unlinked Passenger Trip per Vehicle Revenue Mile



Mode	Service Efficiency		Service Effectiveness		
	OE per VRM	OE per VRH	UPT per VRM	UPT per VRH	OE per UPT
Demand Response	\$4.48	\$84.66	0.2	3.6	\$23.49
Total	\$4.48	\$84.66	0.2	3.6	\$23.49

2023 Annual Agency Profile - Iosco Transit Corporation (NTD ID 50217)

2023 Funding Breakdown

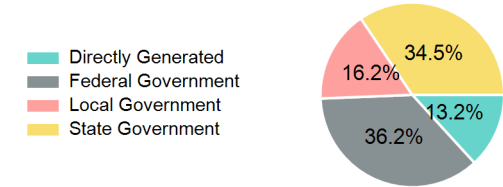
Summary of Operating Expenses (OE)

Mode	Operating Expenses	Fare Revenues
Demand Response	\$591,626	\$0
Total	\$591,626	\$0

Sources of Operating Funds Expended

Directly Generated	\$77,934
Federal Government	\$214,118
Local Government	\$95,573
State Government	\$204,001
Total Operating Funds Expended	\$591,626


Operating Funding Sources



Sources of Capital Funds Expended

Directly Generated	\$0
Federal Government	\$17,423
Local Government	\$0
State Government	\$4,356
Total Capital Funds Expended	\$21,779

Capital Funding Sources



2023 Asset Management

Transit Asset Management (TAM) Tier	Tier II	TAM Sponsor NTD ID	5R03
--	---------	---------------------------	------

Metrics

Mode	Average Fleet Age in Years
Demand Response	5.6