

# 2023 Annual Agency Profile - City of Shawano (NTD ID 50220)

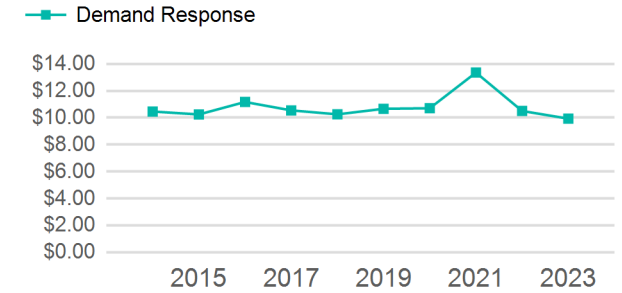
**Mailing Address:** 127 S SAWYER ST  
SHAWANO, WI

**Website:** <https://www.cityofshawano.com/>

## Service Consumed

Annual Unlinked Trips (UPT) 36,470

## Operating Expenses per Vehicle Revenue Mile



## Assets

Revenue Vehicles 6  
Service Vehicles  
Facilities

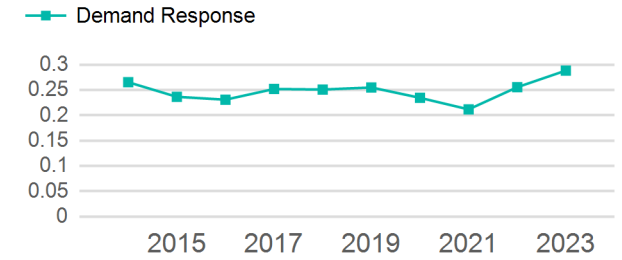
## Service Supplied

Annual Vehicle Revenue Miles (VRM) 126,437  
Annual Vehicle Revenue Hours (VRH) 11,700  
Vehicles Operated in Maximum Service (VOMS) 5

## Modal Characteristics

Mode	Annual Unlinked Passenger Trips	Directly Operated VOMS	Purchased Transportation VOMS	Annual Vehicle Revenue Miles	Annual Vehicle Revenue Hours
Demand Response	36,470	0	5	126,437	11,700
<b>Total</b>	<b>36,470</b>	<b>0</b>	<b>5</b>	<b>126,437</b>	<b>11,700</b>

## Unlinked Passenger Trip per Vehicle Revenue Mile



## Metrics

### Service Efficiency

### Service Effectiveness

Mode	OE per VRM	OE per VRH	UPT per VRM	UPT per VRH	OE per UPT
Demand Response	\$2.87	\$30.96	0.3	3.1	\$9.93
<b>Total</b>	<b>\$2.87</b>	<b>\$30.96</b>	<b>0.3</b>	<b>3.1</b>	<b>\$9.93</b>

# 2023 Annual Agency Profile - City of Shawano (NTD ID 50220)

## 2023 Funding Breakdown

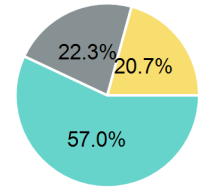
### Summary of Operating Expenses (OE)

Mode	Operating Expenses	Fare Revenues
Demand Response	\$362,258	\$0
<b>Total</b>	<b>\$362,258</b>	<b>\$0</b>

### Sources of Operating Funds Expended

Directly Generated	\$206,410
Federal Government	\$80,744
Local Government	\$0
State Government	\$75,104
<b>Total Operating Funds Expended</b>	<b>\$362,258</b>

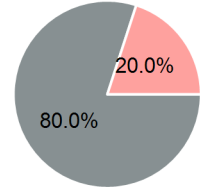
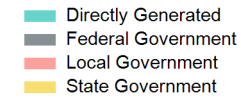
### Operating Funding Sources



### Sources of Capital Funds Expended

Directly Generated	\$0
Federal Government	\$54,197
Local Government	\$13,549
State Government	\$0
<b>Total Capital Funds Expended</b>	<b>\$67,746</b>

### Capital Funding Sources



## 2023 Asset Management

<b>Transit Asset Management (TAM) Tier</b>	Tier II	<b>TAM Sponsor NTD ID</b>	5R06
--	---------	---------------------------	------

### Metrics

Mode	Average Fleet Age in Years
Demand Response	5.5