

2023 Annual Agency Profile - Shiawassee Area Transportation Agency (NTD ID 50227)

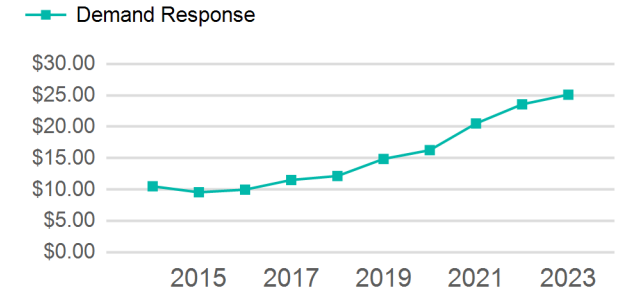
Mailing Address: 180 North Delaney Road
Owosso, MI

Website: <https://satabus.org/>

Service Consumed

Annual Unlinked Trips (UPT) 58,286

Operating Expenses per Vehicle Revenue Mile



Assets

Revenue Vehicles	17
Service Vehicles	1
Facilities	1

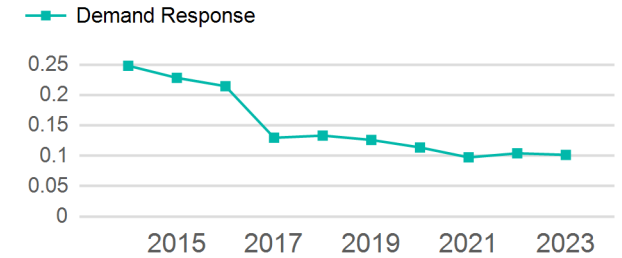
Service Supplied

Annual Vehicle Revenue Miles (VRM)	573,842
Annual Vehicle Revenue Hours (VRH)	31,220
Vehicles Operated in Maximum Service (VOMS)	16

Modal Characteristics

Mode	Annual Unlinked Passenger Trips	Directly Operated VOMS	Purchased Transportation VOMS	Annual Vehicle Revenue Miles	Annual Vehicle Revenue Hours
Demand Response	58,286	16	0	573,842	31,220
Total	58,286	16	0	573,842	31,220

Unlinked Passenger Trip per Vehicle Revenue Mile



Mode	Service Efficiency		Service Effectiveness		
	OE per VRM	OE per VRH	UPT per VRM	UPT per VRH	OE per UPT
Demand Response	\$2.55	\$46.86	0.1	1.9	\$25.10
Total	\$2.55	\$46.86	0.1	1.9	\$25.10

2023 Annual Agency Profile - Shiawassee Area Transportation Agency (NTD ID 50227)

2023 Funding Breakdown

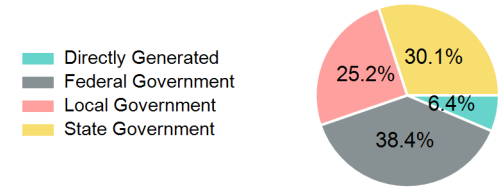
Summary of Operating Expenses (OE)

Mode	Operating Expenses	Fare Revenues
Demand Response	\$1,462,976	\$0
Total	\$1,462,976	\$0


Sources of Operating Funds Expended

Directly Generated	\$93,196
Federal Government	\$561,152
Local Government	\$368,826
State Government	\$439,802
Total Operating Funds Expended	\$1,462,976

Operating Funding Sources



Capital Funding Sources



Sources of Capital Funds Expended

Directly Generated	\$0
Federal Government	\$0
Local Government	\$0
State Government	\$6,227
Total Capital Funds Expended	\$6,227

2023 Asset Management

Transit Asset Management (TAM) Tier	Tier II	TAM Sponsor NTD ID	5R03
--	---------	---------------------------	------

Metrics

Mode	Average Fleet Age in Years
Demand Response	5.9