

# 2023 Annual Agency Profile - Boone County Senior Services, Inc. (NTD ID 50230)

**Mailing Address:** 201 COURTHOUSE SQ  
LEBANON, IN

**Website:** <https://www.booneseniors.org/services/transportation/>

## Service Consumed

Annual Unlinked Trips (UPT) 21,426

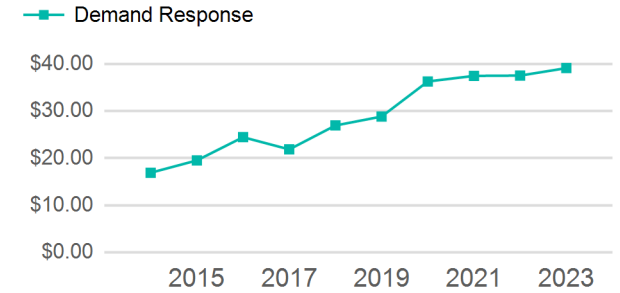
## Assets

Revenue Vehicles 18  
Service Vehicles  
Facilities 1

## Service Supplied

Annual Vehicle Revenue Miles (VRM) 220,234  
Annual Vehicle Revenue Hours (VRH) 17,780  
Vehicles Operated in Maximum Service (VOMS) 12

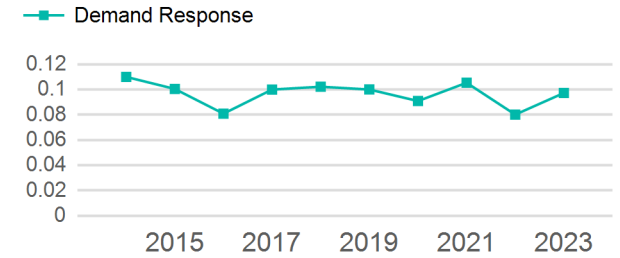
## Operating Expenses per Vehicle Revenue Mile



## Modal Characteristics

Mode	Annual Unlinked Passenger Trips	Directly Operated VOMS	Purchased Transportation VOMS	Annual Vehicle Revenue Miles	Annual Vehicle Revenue Hours
Demand Response	21,426	12	0	220,234	17,780
<b>Total</b>	<b>21,426</b>	<b>12</b>	<b>0</b>	<b>220,234</b>	<b>17,780</b>

## Unlinked Passenger Trip per Vehicle Revenue Mile



Mode	Service Efficiency		Service Effectiveness		
	OE per VRM	OE per VRH	UPT per VRM	UPT per VRH	OE per UPT
Demand Response	\$3.80	\$47.12	0.1	1.2	\$39.10
<b>Total</b>	<b>\$3.80</b>	<b>\$47.12</b>	<b>0.1</b>	<b>1.2</b>	<b>\$39.10</b>

# 2023 Annual Agency Profile - Boone County Senior Services, Inc. (NTD ID 50230)

## 2023 Funding Breakdown

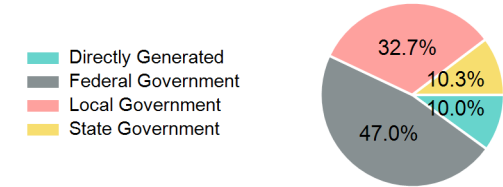
### Summary of Operating Expenses (OE)

Mode	Operating Expenses	Fare Revenues
Demand Response	\$837,840	\$0
<b>Total</b>	<b>\$837,840</b>	<b>\$0</b>

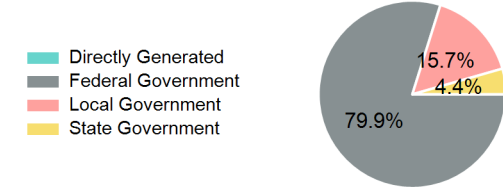
### Sources of Operating Funds Expended

Directly Generated	\$83,579
Federal Government	\$393,916
Local Government	\$274,267
State Government	\$86,078
<b>Total Operating Funds Expended</b>	<b>\$837,840</b>

### Operating Funding Sources



### Capital Funding Sources



### Sources of Capital Funds Expended

Directly Generated	\$0
Federal Government	\$198,668
Local Government	\$39,120
State Government	\$11,000
<b>Total Capital Funds Expended</b>	<b>\$248,788</b>

## 2023 Asset Management

<b>Transit Asset Management (TAM) Tier</b>	Tier II	<b>TAM Sponsor NTD ID</b>	5R02
--	---------	---------------------------	------

### Metrics

Mode	Average Fleet Age in Years
Demand Response	5.7