

# 2023 Annual Agency Profile - Rock Island County (NTD ID 50237)

**Mailing Address:** 1504 3RD AVE  
ROCK ISLAND, IL

**Website:** <http://www.ridetherim.org/index.html>

## Service Consumed

**Annual Unlinked Trips (UPT)** 10,863

## Service Supplied

**Annual Vehicle Revenue Miles (VRM)** 150,616

**Annual Vehicle Revenue Hours (VRH)** 4,772

**Vehicles Operated in Maximum Service (VOMS)** 10

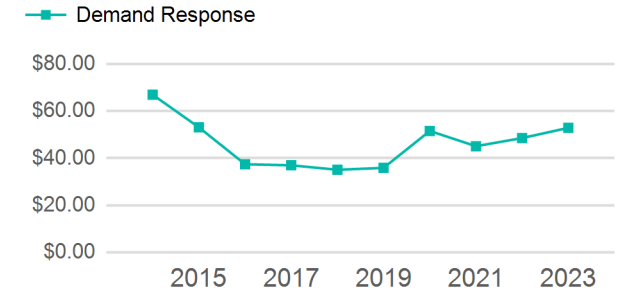
## Assets

**Revenue Vehicles** 10

**Service Vehicles**

**Facilities**

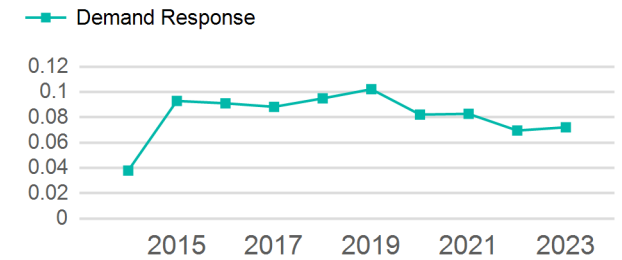
## Operating Expenses per Vehicle Revenue Mile



## Modal Characteristics

Mode	Annual Unlinked Passenger Trips	Directly Operated VOMS	Purchased Transportation VOMS	Annual Vehicle Revenue Miles	Annual Vehicle Revenue Hours
Demand Response	10,863	10	0	150,616	4,772
<b>Total</b>	<b>10,863</b>	<b>10</b>	<b>0</b>	<b>150,616</b>	<b>4,772</b>

## Unlinked Passenger Trip per Vehicle Revenue Mile



## Metrics

### Service Efficiency

### Service Effectiveness

Mode	OE per VRM	OE per VRH	UPT per VRM	UPT per VRH	OE per UPT
Demand Response	\$3.81	\$120.33	0.1	2.3	\$52.86
<b>Total</b>	<b>\$3.81</b>	<b>\$120.33</b>	<b>0.1</b>	<b>2.3</b>	<b>\$52.86</b>

# 2023 Annual Agency Profile - Rock Island County (NTD ID 50237)

## 2023 Funding Breakdown

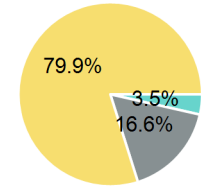
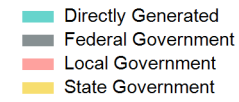
### Summary of Operating Expenses (OE)

Mode	Operating Expenses	Fare Revenues
Demand Response	\$574,213	\$0
<b>Total</b>	<b>\$574,213</b>	<b>\$0</b>

### Sources of Operating Funds Expended

Directly Generated	\$20,330
Federal Government	\$95,300
Local Government	\$0
State Government	\$458,583
<b>Total Operating Funds Expended</b>	<b>\$574,213</b>

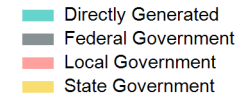
### Operating Funding Sources



### Capital Funding Sources

### Sources of Capital Funds Expended

Directly Generated	\$0
Federal Government	\$0
Local Government	\$0
State Government	\$0
<b>Total Capital Funds Expended</b>	<b>\$0</b>



## 2023 Asset Management

<b>Transit Asset Management (TAM) Tier</b>	Tier II	<b>TAM Sponsor NTD ID</b>	5R01
--	---------	---------------------------	------

### Metrics

Mode	Average Fleet Age in Years
Demand Response	8.2