

# 2023 Annual Agency Profile - City of Black River Falls (NTD ID 50239)

**Mailing Address:** 101 S 2ND ST  
BLACK RIVER FALLS, WI

**Website:** <https://blackriverfallswi.gov/>

## Service Consumed

Annual Unlinked Trips (UPT) 13,566

## Service Supplied

Annual Vehicle Revenue Miles (VRM) 40,427

Annual Vehicle Revenue Hours (VRH) 7,310

Vehicles Operated in Maximum Service (VOMS) 3

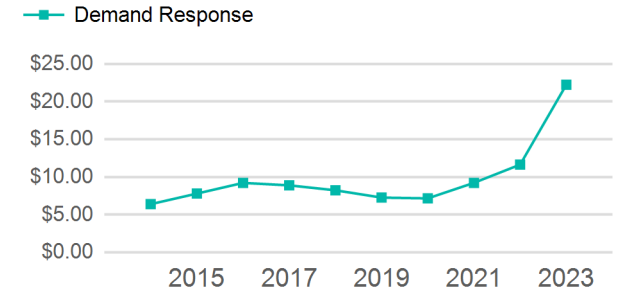
## Assets

Revenue Vehicles 4

Service Vehicles

Facilities

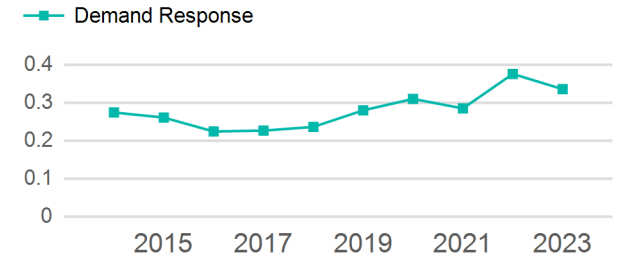
## Operating Expenses per Vehicle Revenue Mile



## Modal Characteristics

Mode	Annual Unlinked Passenger Trips	Directly Operated VOMS	Purchased Transportation VOMS	Annual Vehicle Revenue Miles	Annual Vehicle Revenue Hours
Demand Response	13,566	0	3	40,427	7,310
<b>Total</b>	<b>13,566</b>	<b>0</b>	<b>3</b>	<b>40,427</b>	<b>7,310</b>

## Unlinked Passenger Trip per Vehicle Revenue Mile



Mode	Service Efficiency		Service Effectiveness		
	OE per VRM	OE per VRH	UPT per VRM	UPT per VRH	OE per UPT
Demand Response	\$7.46	\$41.27	0.3	1.9	\$22.24
<b>Total</b>	<b>\$7.46</b>	<b>\$41.27</b>	<b>0.3</b>	<b>1.9</b>	<b>\$22.24</b>

# 2023 Annual Agency Profile - City of Black River Falls (NTD ID 50239)

## 2023 Funding Breakdown

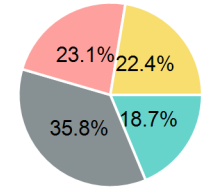
### Summary of Operating Expenses (OE)

Mode	Operating Expenses	Fare Revenues
Demand Response	\$301,703	\$0
<b>Total</b>	<b>\$301,703</b>	<b>\$0</b>

### Sources of Operating Funds Expended

Directly Generated	\$56,470
Federal Government	\$107,930
Local Government	\$69,821
State Government	\$67,482
<b>Total Operating Funds Expended</b>	<b>\$301,703</b>

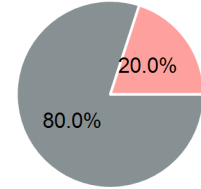
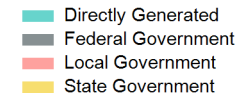
### Operating Funding Sources



### Sources of Capital Funds Expended

Directly Generated	\$0
Federal Government	\$48,622
Local Government	\$12,156
State Government	\$0
<b>Total Capital Funds Expended</b>	<b>\$60,778</b>

### Capital Funding Sources



## 2023 Asset Management

<b>Transit Asset Management (TAM) Tier</b>	Tier II	<b>TAM Sponsor NTD ID</b>	5R06
--	---------	---------------------------	------

### Metrics

Mode	Average Fleet Age in Years
Demand Response	4.3