

2023 Annual Agency Profile - Eastern Upper Peninsula Transportation Authority (NTD ID 50241)

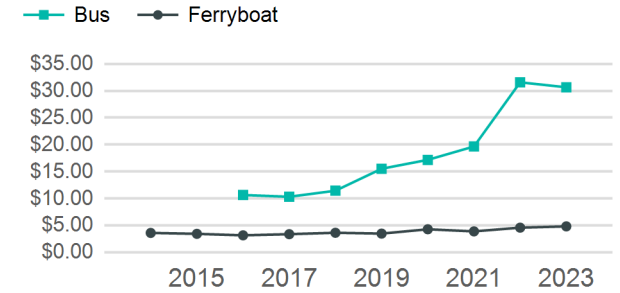
Mailing Address: 3185 S MACKINAC TRL
SAULT SAINTE MARIE, MI

Website: <http://www.eupta.net>

Service Consumed

Annual Unlinked Trips (UPT) 889,971

Operating Expenses per Vehicle Revenue Mile



Assets

Revenue Vehicles	27
Service Vehicles	4
Facilities	6

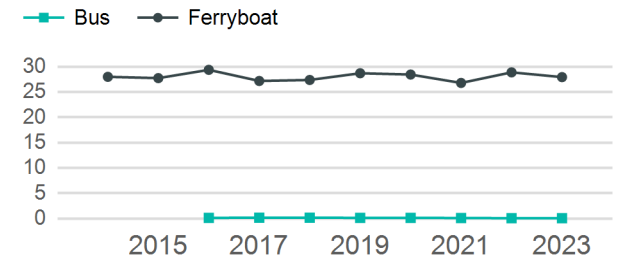
Service Supplied

Annual Vehicle Revenue Miles (VRM)	439,705
Annual Vehicle Revenue Hours (VRH)	38,712
Vehicles Operated in Maximum Service (VOMS)	12

Modal Characteristics

Mode	Annual Unlinked Passenger Trips	Directly Operated VOMS	Purchased Transportation VOMS	Annual Vehicle Revenue Miles	Annual Vehicle Revenue Hours
Ferryboat	858,490	3	0	30,720	21,360
Bus	16,582	6	0	220,948	8,051
Demand Response	14,899	3	0	188,037	9,301
Total	889,971	12	0	439,705	38,712

Unlinked Passenger Trip per Vehicle Revenue Mile



Metrics

Service Efficiency

Service Effectiveness

Mode	OE per VRM	OE per VRH	UPT per VRM	UPT per VRH	OE per UPT
Ferryboat	\$135.30	\$194.58	27.9	40.2	\$4.84
Bus	\$2.30	\$63.14	0.1	2.1	\$30.66
Demand Response	\$1.95	\$39.50	0.1	1.6	\$24.66
Total	\$11.44	\$129.99	2.0	23.0	\$5.65

2023 Annual Agency Profile - Eastern Upper Peninsula Transportation Authority (NTD ID 50241)

2023 Funding Breakdown

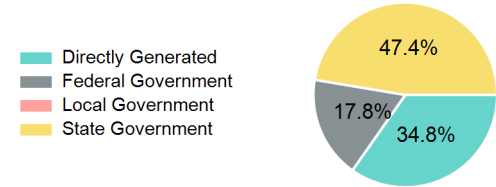
Summary of Operating Expenses (OE)

Mode	Operating Expenses	Fare Revenues
Ferryboat	\$4,156,327	\$0
Bus	\$508,360	\$0
Demand Response	\$367,392	\$0
Total	\$5,032,079	\$0

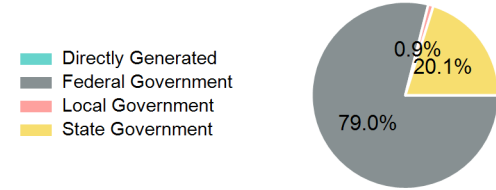
Sources of Operating Funds Expended

Directly Generated	\$1,749,725
Federal Government	\$898,123
Local Government	\$0
State Government	\$2,384,231
Total Operating Funds Expended	\$5,032,079

Operating Funding Sources



Capital Funding Sources



Sources of Capital Funds Expended

Directly Generated	\$0
Federal Government	\$5,135,262
Local Government	\$58,913
State Government	\$1,309,808
Total Capital Funds Expended	\$6,503,983

2023 Asset Management

Transit Asset Management (TAM) Tier Tier II TAM Sponsor NTD ID 5R03

Metrics

Mode	Average Fleet Age in Years
Ferryboat	40.5
Bus	4.0
Demand Response	2.8