

2023 Annual Agency Profile - Roscommon County Transportation Authority (NTD ID 50242)

Mailing Address: 2665 South Townline Road
PRUDENVILLE, MI

Website: <http://www.roskota.net>

Service Consumed

Annual Unlinked Trips (UPT) 64,612

Service Supplied

Annual Vehicle Revenue Miles (VRM) 529,542

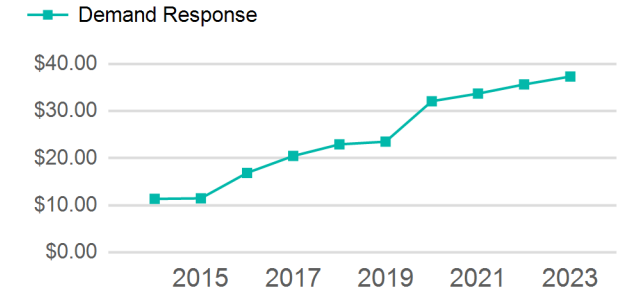
Annual Vehicle Revenue Hours (VRH) 26,597

Vehicles Operated in Maximum Service (VOMS) 24

Assets

Revenue Vehicles 27
Service Vehicles 4
Facilities 2

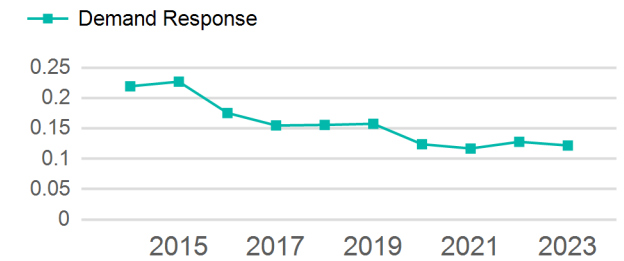
Operating Expenses per Vehicle Revenue Mile



Modal Characteristics

Mode	Annual Unlinked Passenger Trips	Directly Operated VOMS	Purchased Transportation VOMS	Annual Vehicle Revenue Miles	Annual Vehicle Revenue Hours
Demand Response	64,612	24	0	529,542	26,597
Total	64,612	24	0	529,542	26,597

Unlinked Passenger Trip per Vehicle Revenue Mile



Metrics

Mode	Service Efficiency		Service Effectiveness		
	OE per VRM	OE per VRH	UPT per VRM	UPT per VRH	OE per UPT
Demand Response	\$4.55	\$90.65	0.1	2.4	\$37.31
Total	\$4.55	\$90.65	0.1	2.4	\$37.31

2023 Annual Agency Profile - Roscommon County Transportation Authority (NTD ID 50242)

2023 Funding Breakdown

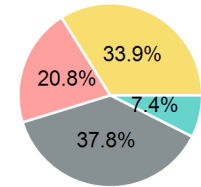
Summary of Operating Expenses (OE)

Mode	Operating Expenses	Fare Revenues
Demand Response	\$2,410,887	\$0
Total	\$2,410,887	\$0

Sources of Operating Funds Expended

Directly Generated	\$179,211
Federal Government	\$911,880
Local Government	\$501,809
State Government	\$817,987
Total Operating Funds Expended	\$2,410,887

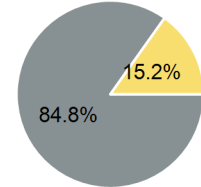
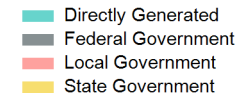
Operating Funding Sources



Sources of Capital Funds Expended

Directly Generated	\$0
Federal Government	\$315,543
Local Government	\$0
State Government	\$56,386
Total Capital Funds Expended	\$371,929

Capital Funding Sources



2023 Asset Management

Transit Asset Management (TAM) Tier	Tier II	TAM Sponsor NTD ID	5R03
--	---------	---------------------------	------

Metrics

Mode	Average Fleet Age in Years
Demand Response	4.9