

# 2023 Annual Agency Profile - Marshall County Council on Aging (NTD ID 50246)

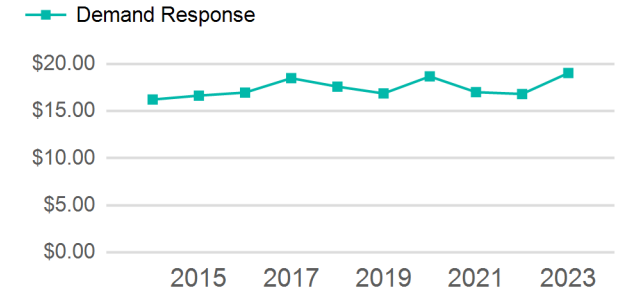
**Mailing Address:** 9675 KING RD  
Plymouth, IN

**Website:** <https://marshallcountycouncilonaging.org/services/#transportation>

## Service Consumed

**Annual Unlinked Trips (UPT)** 29,195

## Operating Expenses per Vehicle Revenue Mile



## Assets

**Revenue Vehicles** 10  
**Service Vehicles**  
**Facilities**

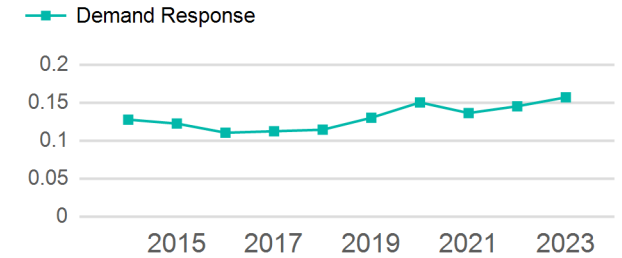
## Service Supplied

**Annual Vehicle Revenue Miles (VRM)** 185,989  
**Annual Vehicle Revenue Hours (VRH)** 13,761  
**Vehicles Operated in Maximum Service (VOMS)** 9

## Modal Characteristics

Mode	Annual Unlinked Passenger Trips	Directly Operated VOMS	Purchased Transportation VOMS	Annual Vehicle Revenue Miles	Annual Vehicle Revenue Hours
Demand Response	29,195	9	0	185,989	13,761
<b>Total</b>	<b>29,195</b>	<b>9</b>	<b>0</b>	<b>185,989</b>	<b>13,761</b>

## Unlinked Passenger Trip per Vehicle Revenue Mile



Mode	Service Efficiency		Service Effectiveness		
	OE per VRM	OE per VRH	UPT per VRM	UPT per VRH	OE per UPT
Demand Response	\$2.99	\$40.37	0.2	2.1	\$19.03
<b>Total</b>	<b>\$2.99</b>	<b>\$40.37</b>	<b>0.2</b>	<b>2.1</b>	<b>\$19.03</b>

# 2023 Annual Agency Profile - Marshall County Council on Aging (NTD ID 50246)

## 2023 Funding Breakdown

### Summary of Operating Expenses (OE)

Mode	Operating Expenses	Fare Revenues
Demand Response	\$555,495	\$0
<b>Total</b>	<b>\$555,495</b>	<b>\$0</b>

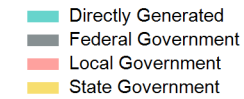
### Sources of Operating Funds Expended

Directly Generated	\$61,981
Federal Government	\$266,151
Local Government	\$169,656
State Government	\$57,707
<b>Total Operating Funds Expended</b>	<b>\$555,495</b>

### Operating Funding Sources



### Capital Funding Sources



### Sources of Capital Funds Expended

Directly Generated	\$0
Federal Government	\$148,890
Local Government	\$27,171
State Government	\$11,900
<b>Total Capital Funds Expended</b>	<b>\$187,961</b>

## 2023 Asset Management

<b>Transit Asset Management (TAM) Tier</b>	Tier II	<b>TAM Sponsor NTD ID</b>	5R02
--	---------	---------------------------	------

### Metrics

Mode	Average Fleet Age in Years
Demand Response	4.1