

# 2023 Annual Agency Profile - Steuben County Council on Aging (NTD ID 50248)

**Mailing Address:** 317 S WAYNE ST  
ANGOLA, IN

**Website:** <http://www.steubenco.org/star-transportation>

## Service Consumed

Annual Unlinked Trips (UPT) 12,948

## Service Supplied

Annual Vehicle Revenue Miles (VRM) 114,739

Annual Vehicle Revenue Hours (VRH) 7,733

Vehicles Operated in Maximum Service (VOMS) 4

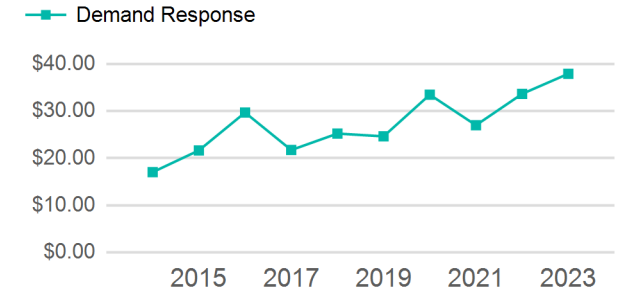
## Assets

Revenue Vehicles 9

Service Vehicles

Facilities 1

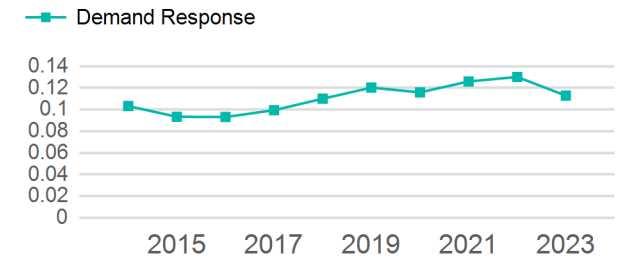
## Operating Expenses per Vehicle Revenue Mile



## Modal Characteristics

Mode	Annual Unlinked Passenger Trips	Directly Operated VOMS	Purchased Transportation VOMS	Annual Vehicle Revenue Miles	Annual Vehicle Revenue Hours
Demand Response	12,948	4	0	114,739	7,733
<b>Total</b>	<b>12,948</b>	<b>4</b>	<b>0</b>	<b>114,739</b>	<b>7,733</b>

## Unlinked Passenger Trip per Vehicle Revenue Mile



## Metrics

### Service Efficiency

### Service Effectiveness

Mode	OE per VRM	OE per VRH	UPT per VRM	UPT per VRH	OE per UPT
Demand Response	\$4.28	\$63.47	0.1	1.7	\$37.91
<b>Total</b>	<b>\$4.28</b>	<b>\$63.47</b>	<b>0.1</b>	<b>1.7</b>	<b>\$37.91</b>

# 2023 Annual Agency Profile - Steuben County Council on Aging (NTD ID 50248)

## 2023 Funding Breakdown

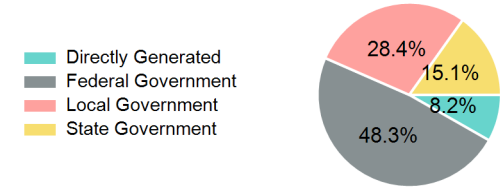
### Summary of Operating Expenses (OE)

Mode	Operating Expenses	Fare Revenues
Demand Response	\$490,801	\$0
<b>Total</b>	<b>\$490,801</b>	<b>\$0</b>


### Sources of Operating Funds Expended

Directly Generated	\$40,272
Federal Government	\$237,188
Local Government	\$139,278
State Government	\$74,063
<b>Total Operating Funds Expended</b>	<b>\$490,801</b>

### Operating Funding Sources



### Capital Funding Sources



### Sources of Capital Funds Expended

Directly Generated	\$0
Federal Government	\$110,348
Local Government	\$27,586
State Government	\$0
<b>Total Capital Funds Expended</b>	<b>\$137,934</b>

## 2023 Asset Management

<b>Transit Asset Management (TAM) Tier</b>	Tier II	<b>TAM Sponsor NTD ID</b>	5R02
--	---------	---------------------------	------

### Metrics

Mode	Average Fleet Age in Years
Demand Response	5.0