

2023 Annual Agency Profile - Macoupin County (NTD ID 50252)

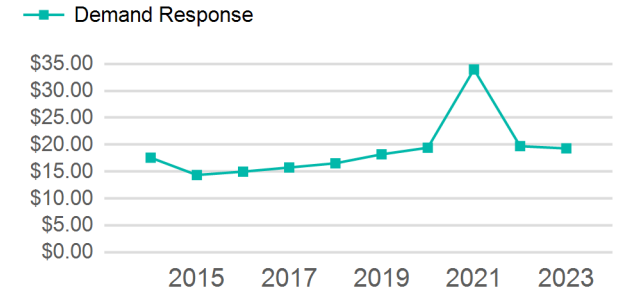
Mailing Address: 205 OAKLAND AVE
CARLINVILLE, IL

Website: <https://mcphd.net/macoupin-county-transit/>

Service Consumed

Annual Unlinked Trips (UPT) 64,384

Operating Expenses per Vehicle Revenue Mile



Assets

Revenue Vehicles 44
Service Vehicles
Facilities

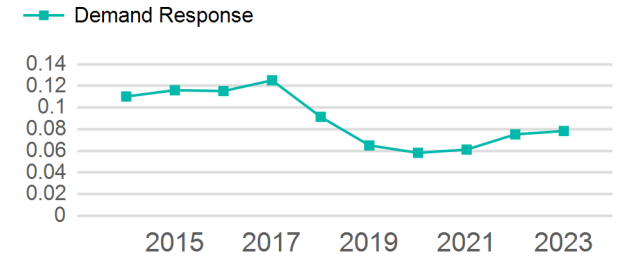
Service Supplied

Annual Vehicle Revenue Miles (VRM) 821,604
Annual Vehicle Revenue Hours (VRH) 43,064
Vehicles Operated in Maximum Service (VOMS) 36

Modal Characteristics

Mode	Annual Unlinked Passenger Trips	Directly Operated VOMS	Purchased Transportation VOMS	Annual Vehicle Revenue Miles	Annual Vehicle Revenue Hours
Demand Response	64,384	36	0	821,604	43,064
Total	64,384	36	0	821,604	43,064

Unlinked Passenger Trip per Vehicle Revenue Mile



Mode	Service Efficiency		Service Effectiveness		
	OE per VRM	OE per VRH	UPT per VRM	UPT per VRH	OE per UPT
Demand Response	\$1.51	\$28.87	0.1	1.5	\$19.31
Total	\$1.51	\$28.87	0.1	1.5	\$19.31

2023 Annual Agency Profile - Macoupin County (NTD ID 50252)

2023 Funding Breakdown

Summary of Operating Expenses (OE)

Mode	Operating Expenses	Fare Revenues
Demand Response	\$1,243,241	\$0
Total	\$1,243,241	\$0

Sources of Operating Funds Expended

Directly Generated	\$65,414
Federal Government	\$320,148
Local Government	\$450,840
State Government	\$406,839
Total Operating Funds Expended	\$1,243,241

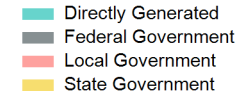
Operating Funding Sources



Capital Funding Sources

Sources of Capital Funds Expended

Directly Generated	\$0
Federal Government	\$0
Local Government	\$0
State Government	\$0
Total Capital Funds Expended	\$0



2023 Asset Management

Transit Asset Management (TAM) Tier	Tier II	TAM Sponsor NTD ID	5R01
--	---------	---------------------------	------

Metrics

Mode	Average Fleet Age in Years
Demand Response	8.4