

2023 Annual Agency Profile - Carroll County Transit (NTD ID 50255)

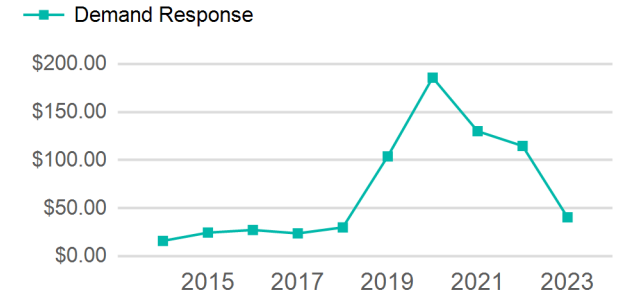
Mailing Address: 119 S Lisbon St Ste 203
CARROLLTON, OH

Website: <https://carrollcountyohio.us/agencies-and-departments/carroll-county-transit/>

Service Consumed

Annual Unlinked Trips (UPT) 25,763

Operating Expenses per Vehicle Revenue Mile



Assets

Revenue Vehicles 12
Service Vehicles
Facilities 1

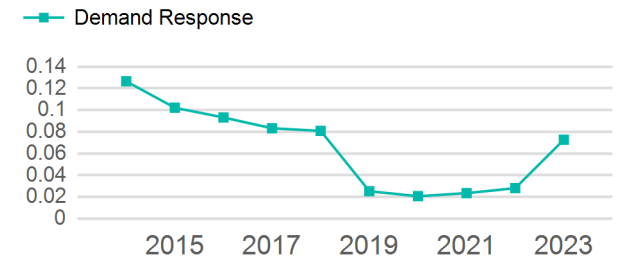
Service Supplied

Annual Vehicle Revenue Miles (VRM) 354,208
Annual Vehicle Revenue Hours (VRH) 12,496
Vehicles Operated in Maximum Service (VOMS) 12

Modal Characteristics

Mode	Annual Unlinked Passenger Trips	Directly Operated VOMS	Purchased Transportation VOMS	Annual Vehicle Revenue Miles	Annual Vehicle Revenue Hours
Demand Response	25,763	12	0	354,208	12,496
Total	25,763	12	0	354,208	12,496

Unlinked Passenger Trip per Vehicle Revenue Mile



Metrics

Service Efficiency

Service Effectiveness

Mode	OE per VRM	OE per VRH	UPT per VRM	UPT per VRH	OE per UPT
Demand Response	\$2.95	\$83.67	0.1	2.1	\$40.58
Total	\$2.95	\$83.67	0.1	2.1	\$40.58

2023 Annual Agency Profile - Carroll County Transit (NTD ID 50255)

2023 Funding Breakdown

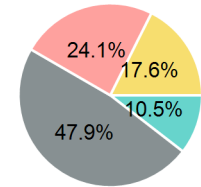
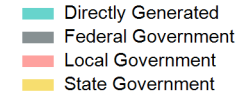
Summary of Operating Expenses (OE)

Mode	Operating Expenses	Fare Revenues
Demand Response	\$1,045,535	\$0
Total	\$1,045,535	\$0

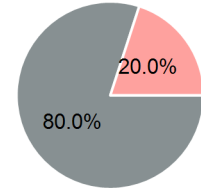
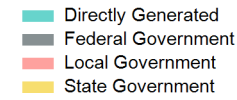
Sources of Operating Funds Expended

Directly Generated	\$109,478
Federal Government	\$500,390
Local Government	\$251,792
State Government	\$183,875
Total Operating Funds Expended	\$1,045,535

Operating Funding Sources



Capital Funding Sources



Sources of Capital Funds Expended

Directly Generated	\$0
Federal Government	\$79,117
Local Government	\$19,780
State Government	\$0
Total Capital Funds Expended	\$98,897

2023 Asset Management

Transit Asset Management (TAM) Tier	Tier II	TAM Sponsor NTD ID	5R05
--	---------	---------------------------	------

Metrics

Mode	Average Fleet Age in Years
Demand Response	4.1