

# 2023 Annual Agency Profile - Morris, City of (NTD ID 50262)

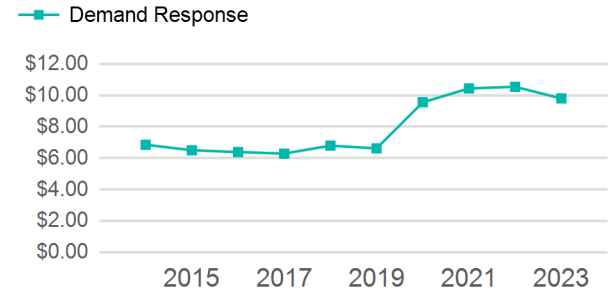
**Mailing Address:** 609 OREGON AVE  
MORRIS, MN

**Website:** <https://www.ci.morris.mn.us/departments/morris-transit/>

## Service Consumed

Annual Unlinked Trips (UPT) 52,204

## Operating Expenses per Vehicle Revenue Mile



## Assets

Revenue Vehicles 7  
Service Vehicles  
Facilities 1

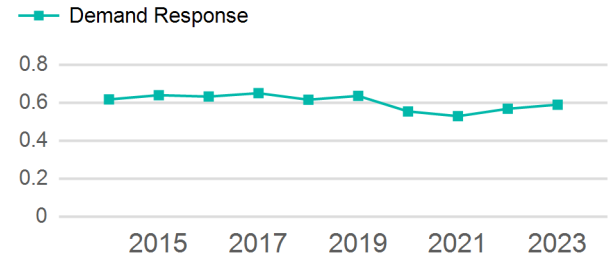
## Service Supplied

Annual Vehicle Revenue Miles (VRM) 88,536  
Annual Vehicle Revenue Hours (VRH) 11,010  
Vehicles Operated in Maximum Service (VOMS) 5

## Modal Characteristics

Mode	Annual Unlinked Passenger Trips	Directly Operated VOMS	Purchased Transportation VOMS	Annual Vehicle Revenue Miles	Annual Vehicle Revenue Hours
Demand Response	52,204	5	0	88,536	11,010
<b>Total</b>	<b>52,204</b>	<b>5</b>	<b>0</b>	<b>88,536</b>	<b>11,010</b>

## Unlinked Passenger Trip per Vehicle Revenue Mile



## Metrics

### Service Efficiency

### Service Effectiveness

Mode	OE per VRM	OE per VRH	UPT per VRM	UPT per VRH	OE per UPT
Demand Response	\$5.78	\$46.46	0.6	4.7	\$9.80
<b>Total</b>	<b>\$5.78</b>	<b>\$46.46</b>	<b>0.6</b>	<b>4.7</b>	<b>\$9.80</b>

# 2023 Annual Agency Profile - Morris, City of (NTD ID 50262)

## 2023 Funding Breakdown

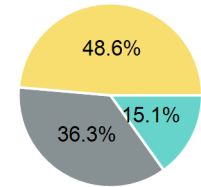
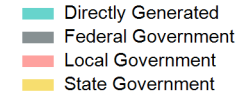
### Summary of Operating Expenses (OE)

Mode	Operating Expenses	Fare Revenues
Demand Response	\$511,506	\$0
<b>Total</b>	<b>\$511,506</b>	<b>\$0</b>

### Sources of Operating Funds Expended

Directly Generated	\$77,400
Federal Government	\$185,442
Local Government	\$0
State Government	\$248,664
<b>Total Operating Funds Expended</b>	<b>\$511,506</b>

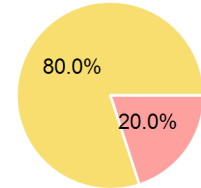
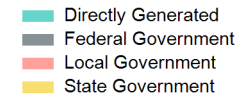
### Operating Funding Sources



### Sources of Capital Funds Expended

Directly Generated	\$0
Federal Government	\$0
Local Government	\$22,678
State Government	\$90,712
<b>Total Capital Funds Expended</b>	<b>\$113,390</b>

### Capital Funding Sources



## 2023 Asset Management

<b>Transit Asset Management (TAM) Tier</b>	Tier II	<b>TAM Sponsor NTD ID</b>	5R04
--	---------	---------------------------	------

### Metrics

Mode	Average Fleet Age in Years
Demand Response	8.7