

2023 Annual Agency Profile - City of Hillsdale (NTD ID 50268)

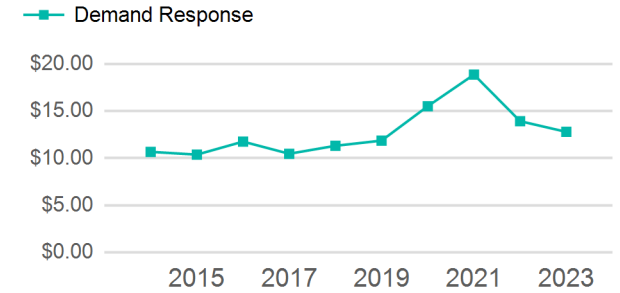
Mailing Address: 97 N BROAD ST
HILLSDALE, MI

Website: <https://www.cityofhillsdale.org/dart>

Service Consumed

Annual Unlinked Trips (UPT) 26,918

Operating Expenses per Vehicle Revenue Mile



Assets

Revenue Vehicles 4
Service Vehicles
Facilities 1

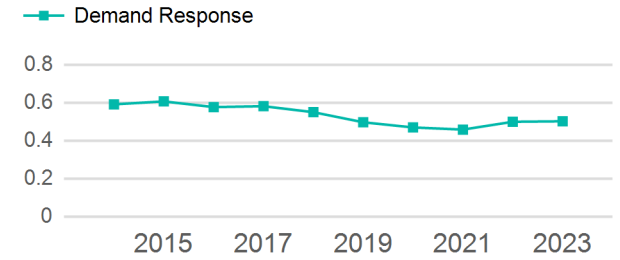
Service Supplied

Annual Vehicle Revenue Miles (VRM) 53,621
Annual Vehicle Revenue Hours (VRH) 4,958
Vehicles Operated in Maximum Service (VOMS) 3

Modal Characteristics

Mode	Annual Unlinked Passenger Trips	Directly Operated VOMS	Purchased Transportation VOMS	Annual Vehicle Revenue Miles	Annual Vehicle Revenue Hours
Demand Response	26,918	3	0	53,621	4,958
Total	26,918	3	0	53,621	4,958

Unlinked Passenger Trip per Vehicle Revenue Mile



Mode	Service Efficiency		Service Effectiveness		
	OE per VRM	OE per VRH	UPT per VRM	UPT per VRH	OE per UPT
Demand Response	\$6.42	\$69.42	0.5	5.4	\$12.79
Total	\$6.42	\$69.42	0.5	5.4	\$12.79

2023 Annual Agency Profile - City of Hillsdale (NTD ID 50268)

2023 Funding Breakdown

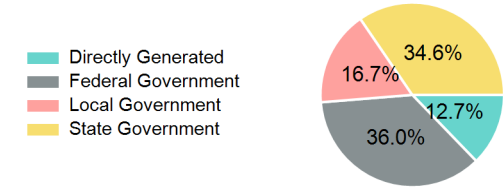
Summary of Operating Expenses (OE)

Mode	Operating Expenses	Fare Revenues
Demand Response	\$344,203	\$0
Total	\$344,203	\$0

Sources of Operating Funds Expended

Directly Generated	\$43,795
Federal Government	\$123,913
Local Government	\$57,453
State Government	\$119,042
Total Operating Funds Expended	\$344,203

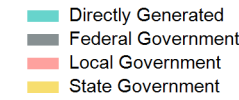
Operating Funding Sources



Capital Funding Sources

Sources of Capital Funds Expended

Directly Generated	\$0
Federal Government	\$0
Local Government	\$0
State Government	\$0
Total Capital Funds Expended	\$0



2023 Asset Management

Transit Asset Management (TAM) Tier	Tier II	TAM Sponsor NTD ID	5R03
--	---------	---------------------------	------

Metrics

Mode	Average Fleet Age in Years
Demand Response	6.5