

2023 Annual Agency Profile - Madison County Council of Governments (NTD ID 50272)

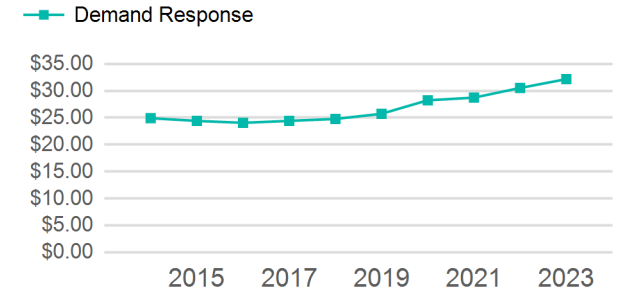
Mailing Address: 16 E 9TH ST
ANDERSON, IN

Website: <http://ridethetram.com>

Service Consumed

Annual Unlinked Trips (UPT) 14,427

Operating Expenses per Vehicle Revenue Mile



Assets

Revenue Vehicles 6
Service Vehicles
Facilities

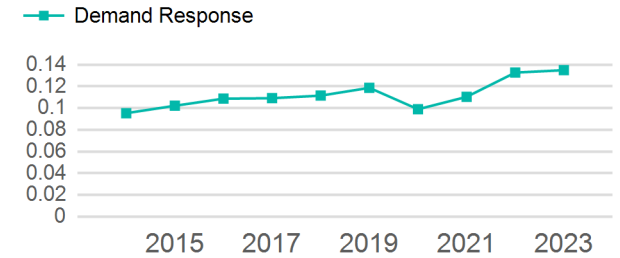
Service Supplied

Annual Vehicle Revenue Miles (VRM) 106,920
Annual Vehicle Revenue Hours (VRH) 4,296
Vehicles Operated in Maximum Service (VOMS) 3

Modal Characteristics

Mode	Annual Unlinked Passenger Trips	Directly Operated VOMS	Purchased Transportation VOMS	Annual Vehicle Revenue Miles	Annual Vehicle Revenue Hours
Demand Response	14,427	3	0	106,920	4,296
Total	14,427	3	0	106,920	4,296

Unlinked Passenger Trip per Vehicle Revenue Mile



Mode	Service Efficiency		Service Effectiveness		
	OE per VRM	OE per VRH	UPT per VRM	UPT per VRH	OE per UPT
Demand Response	\$4.34	\$108.04	0.1	3.4	\$32.17
Total	\$4.34	\$108.04	0.1	3.4	\$32.17

2023 Annual Agency Profile - Madison County Council of Governments (NTD ID 50272)

2023 Funding Breakdown

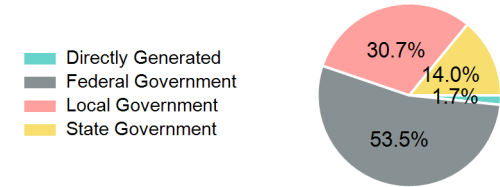
Summary of Operating Expenses (OE)

Mode	Operating Expenses	Fare Revenues
Demand Response	\$464,160	\$0
Total	\$464,160	\$0

Sources of Operating Funds Expended

Directly Generated	\$7,724
Federal Government	\$248,535
Local Government	\$142,696
State Government	\$65,205
Total Operating Funds Expended	\$464,160

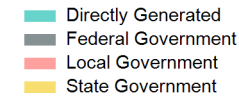
Operating Funding Sources



Capital Funding Sources

Sources of Capital Funds Expended

Directly Generated	\$0
Federal Government	\$0
Local Government	\$0
State Government	\$0
Total Capital Funds Expended	\$0



2023 Asset Management

Transit Asset Management (TAM) Tier	Tier II	TAM Sponsor NTD ID	5R02
--	---------	---------------------------	------

Metrics

Mode	Average Fleet Age in Years
Demand Response	6.0