

# 2023 Annual Agency Profile - Knox Area Transit (NTD ID 50275)

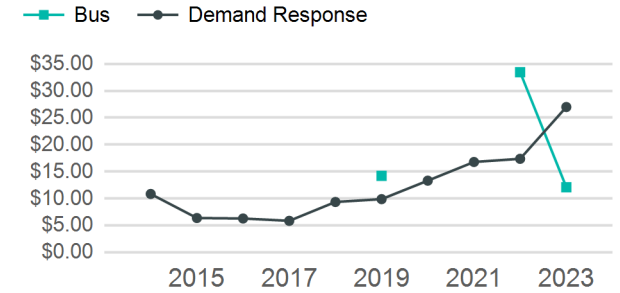
**Mailing Address:** 117 E HIGH ST STE 161  
MOUNT VERNON, OH

**Website:** <https://www.co.knox.oh.us/index.php/county-offices/knox-area-transit>

## Service Consumed

**Annual Unlinked Trips (UPT)** 103,021

## Operating Expenses per Vehicle Revenue Mile



## Assets

**Revenue Vehicles** 53  
**Service Vehicles** 1  
**Facilities** 1

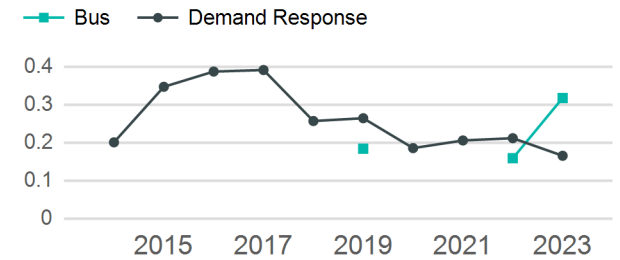
## Service Supplied

**Annual Vehicle Revenue Miles (VRM)** 585,498  
**Annual Vehicle Revenue Hours (VRH)** 39,636  
**Vehicles Operated in Maximum Service (VOMS)** 31

## Modal Characteristics

Mode	Annual Unlinked Passenger Trips	Directly Operated VOMS	Purchased Transportation VOMS	Annual Vehicle Revenue Miles	Annual Vehicle Revenue Hours
Demand Response	90,189	26	0	545,098	37,162
Bus	12,832	5	0	40,400	2,474
<b>Total</b>	<b>103,021</b>	<b>31</b>	<b>0</b>	<b>585,498</b>	<b>39,636</b>

## Unlinked Passenger Trip per Vehicle Revenue Mile



## Metrics

### Service Efficiency

### Service Effectiveness

Mode	OE per VRM	OE per VRH	UPT per VRM	UPT per VRH	OE per UPT
Demand Response	\$4.47	\$65.52	0.2	2.4	\$27.00
Bus	\$3.85	\$62.82	0.3	5.2	\$12.11
<b>Total</b>	<b>\$4.42</b>	<b>\$65.35</b>	<b>0.2</b>	<b>2.6</b>	<b>\$25.14</b>

# 2023 Annual Agency Profile - Knox Area Transit (NTD ID 50275)

## 2023 Funding Breakdown

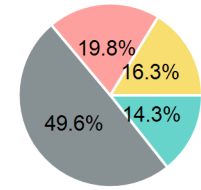
### Summary of Operating Expenses (OE)

Mode	Operating Expenses	Fare Revenues
Demand Response	\$2,434,847	\$0
Bus	\$155,425	\$0
<b>Total</b>	<b>\$2,590,272</b>	<b>\$0</b>

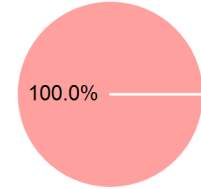
### Sources of Operating Funds Expended

Directly Generated	\$371,057
Federal Government	\$1,283,909
Local Government	\$514,151
State Government	\$421,155
<b>Total Operating Funds Expended</b>	<b>\$2,590,272</b>

### Operating Funding Sources



### Capital Funding Sources



### Sources of Capital Funds Expended

Directly Generated	\$0
Federal Government	\$0
Local Government	\$167,168
State Government	\$0
<b>Total Capital Funds Expended</b>	<b>\$167,168</b>

## 2023 Asset Management

<b>Transit Asset Management (TAM) Tier</b>	Tier II	<b>TAM Sponsor NTD ID</b>	5R05
--------------------------------------------	---------	---------------------------	------

### Metrics

Mode	Average Fleet Age in Years
Demand Response	4.7
Bus	4.7