

# 2023 Annual Agency Profile - Four Rivers Resource Services (NTD ID 50276)

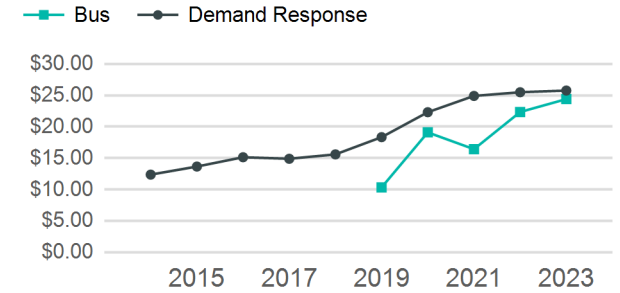
**Mailing Address:** 405 N JOHN F KENNEDY AVE  
 LOOGOOTEE, IN

**Website:** <http://www.ridesolution.org>

## Service Consumed

**Annual Unlinked Trips (UPT)** 116,437

## Operating Expenses per Vehicle Revenue Mile



## Assets

**Revenue Vehicles** 82  
**Service Vehicles**  
**Facilities** 2

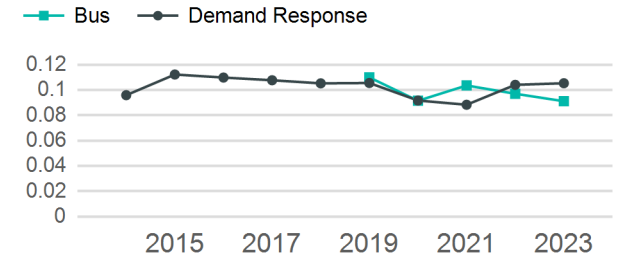
## Service Supplied

**Annual Vehicle Revenue Miles (VRM)** 1,126,726  
**Annual Vehicle Revenue Hours (VRH)** 68,807  
**Vehicles Operated in Maximum Service (VOMS)** 48

## Modal Characteristics

Mode	Annual Unlinked Passenger Trips	Directly Operated VOMS	Purchased Transportation VOMS	Annual Vehicle Revenue Miles	Annual Vehicle Revenue Hours
Demand Response	101,781	45	0	965,918	59,018
Bus	14,656	3	0	160,808	9,789
<b>Total</b>	<b>116,437</b>	<b>48</b>	<b>0</b>	<b>1,126,726</b>	<b>68,807</b>

## Unlinked Passenger Trip per Vehicle Revenue Mile



## Metrics

### Service Efficiency

### Service Effectiveness

Mode	OE per VRM	OE per VRH	UPT per VRM	UPT per VRH	OE per UPT
Demand Response	\$2.71	\$44.43	0.1	1.7	\$25.76
Bus	\$2.22	\$36.52	0.1	1.5	\$24.40
<b>Total</b>	<b>\$2.64</b>	<b>\$43.30</b>	<b>0.1</b>	<b>1.7</b>	<b>\$25.59</b>

# 2023 Annual Agency Profile - Four Rivers Resource Services (NTD ID 50276)

## 2023 Funding Breakdown

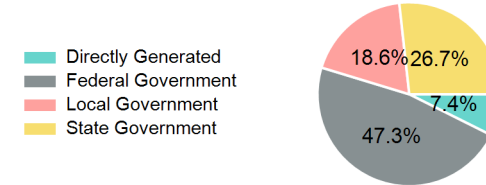
### Summary of Operating Expenses (OE)

Mode	Operating Expenses	Fare Revenues
Demand Response	\$2,621,951	\$0
Bus	\$357,538	\$0
<b>Total</b>	<b>\$2,979,489</b>	<b>\$0</b>

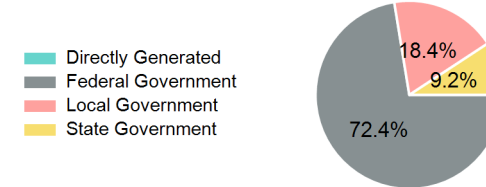
### Sources of Operating Funds Expended

Directly Generated	\$219,263
Federal Government	\$1,410,390
Local Government	\$552,857
State Government	\$796,979
<b>Total Operating Funds Expended</b>	<b>\$2,979,489</b>

### Operating Funding Sources



### Capital Funding Sources



### Sources of Capital Funds Expended

Directly Generated	\$0
Federal Government	\$93,600
Local Government	\$23,747
State Government	\$11,900
<b>Total Capital Funds Expended</b>	<b>\$129,247</b>

## 2023 Asset Management

<b>Transit Asset Management (TAM) Tier</b>	Tier II	<b>TAM Sponsor NTD ID</b>	5R02
--	---------	---------------------------	------

### Metrics

Mode	Average Fleet Age in Years
Demand Response	8.8
Bus	2.7