

# 2023 Annual Agency Profile - Village of Plover (NTD ID 50277)

**Mailing Address:** 2400 POST RD  
PLOVER, WI

**Website:** <https://www.ploverwi.gov/253/Taxi-Service>

## Service Consumed

Annual Unlinked Trips (UPT) 30,139

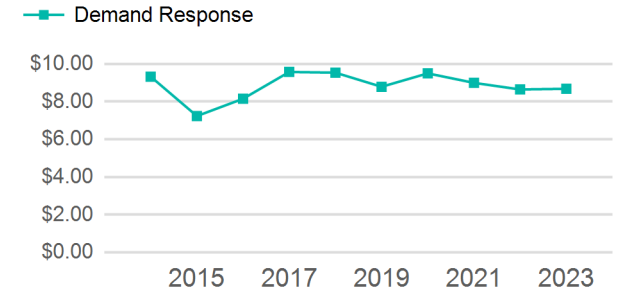
## Assets

Revenue Vehicles 3  
Service Vehicles  
Facilities

## Service Supplied

Annual Vehicle Revenue Miles (VRM) 166,141  
Annual Vehicle Revenue Hours (VRH) 9,725  
Vehicles Operated in Maximum Service (VOMS) 3

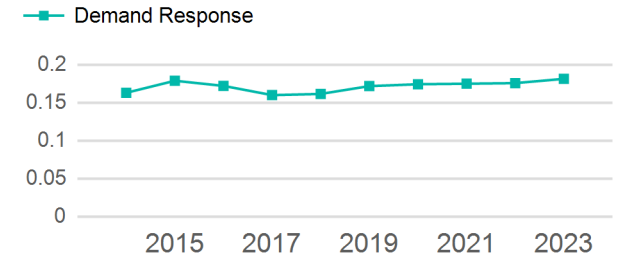
## Operating Expenses per Vehicle Revenue Mile



## Modal Characteristics

Mode	Annual Unlinked Passenger Trips	Directly Operated VOMS	Purchased Transportation VOMS	Annual Vehicle Revenue Miles	Annual Vehicle Revenue Hours
Demand Response	30,139	0	3	166,141	9,725
<b>Total</b>	<b>30,139</b>	<b>0</b>	<b>3</b>	<b>166,141</b>	<b>9,725</b>

## Unlinked Passenger Trip per Vehicle Revenue Mile



## Metrics

Mode	Service Efficiency		Service Effectiveness		
	OE per VRM	OE per VRH	UPT per VRM	UPT per VRH	OE per UPT
Demand Response	\$1.57	\$26.90	0.2	3.1	\$8.68
<b>Total</b>	<b>\$1.57</b>	<b>\$26.90</b>	<b>0.2</b>	<b>3.1</b>	<b>\$8.68</b>

# 2023 Annual Agency Profile - Village of Plover (NTD ID 50277)

## 2023 Funding Breakdown

### Summary of Operating Expenses (OE)

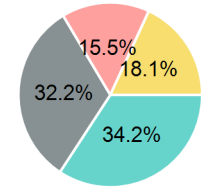
Mode	Operating Expenses	Fare Revenues
Demand Response	\$261,616	\$0
<b>Total</b>	<b>\$261,616</b>	<b>\$0</b>

### Sources of Operating Funds Expended

Directly Generated	\$89,596
Federal Government	\$84,152
Local Government	\$40,501
State Government	\$47,367
<b>Total Operating Funds Expended</b>	<b>\$261,616</b>

### Operating Funding Sources

- Directly Generated
- Federal Government
- Local Government
- State Government



### Capital Funding Sources

- Directly Generated
- Federal Government
- Local Government
- State Government

### Sources of Capital Funds Expended

Directly Generated	\$0
Federal Government	\$0
Local Government	\$0
State Government	\$0
<b>Total Capital Funds Expended</b>	<b>\$0</b>

## 2023 Asset Management

<b>Transit Asset Management (TAM) Tier</b>	Tier II	<b>TAM Sponsor NTD ID</b>	5R06
--	---------	---------------------------	------

### Metrics

Mode	Average Fleet Age in Years
Demand Response	12.7