

2023 Annual Agency Profile - Cass County Council on Aging (NTD ID 50281)

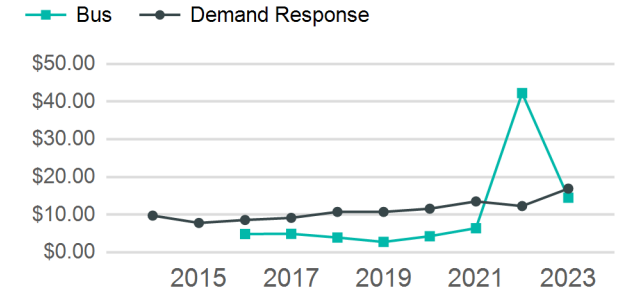
Mailing Address: 200 COURT PARK
LOGANSPORT, IN

Website: <http://www.casstransit.com/transportation/>

Service Consumed

Annual Unlinked Trips (UPT) 102,809

Operating Expenses per Vehicle Revenue Mile



Assets

Revenue Vehicles 29
Service Vehicles
Facilities 1

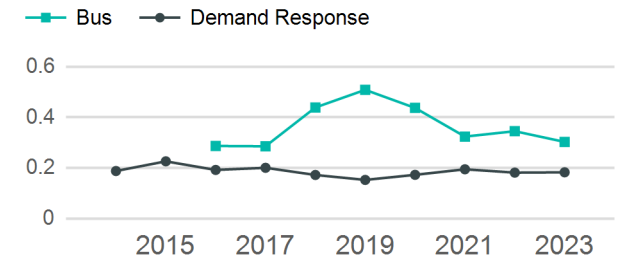
Service Supplied

Annual Vehicle Revenue Miles (VRM) 543,250
Annual Vehicle Revenue Hours (VRH) 31,111
Vehicles Operated in Maximum Service (VOMS) 20

Modal Characteristics

Mode	Annual Unlinked Passenger Trips	Directly Operated VOMS	Purchased Transportation VOMS	Annual Vehicle Revenue Miles	Annual Vehicle Revenue Hours
Demand Response	93,959	18	0	514,033	28,923
Bus	8,850	2	0	29,217	2,188
Total	102,809	20	0	543,250	31,111

Unlinked Passenger Trip per Vehicle Revenue Mile



Metrics

Service Efficiency

Service Effectiveness

Mode	OE per VRM	OE per VRH	UPT per VRM	UPT per VRH	OE per UPT
Demand Response	\$3.09	\$55.00	0.2	3.2	\$16.93
Bus	\$4.40	\$58.77	0.3	4.0	\$14.53
Total	\$3.17	\$55.27	0.2	3.3	\$16.72

2023 Annual Agency Profile - Cass County Council on Aging (NTD ID 50281)

2023 Funding Breakdown

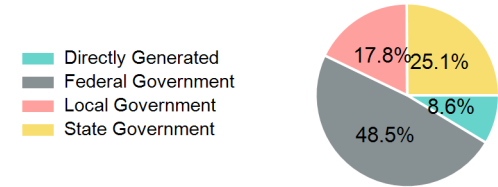
Summary of Operating Expenses (OE)

Mode	Operating Expenses	Fare Revenues
Demand Response	\$1,590,827	\$0
Bus	\$128,596	\$0
Total	\$1,719,423	\$0

Sources of Operating Funds Expended

Directly Generated	\$148,370
Federal Government	\$834,200
Local Government	\$305,351
State Government	\$431,502
Total Operating Funds Expended	\$1,719,423

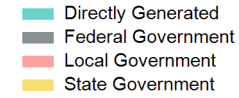
Operating Funding Sources



Capital Funding Sources

Sources of Capital Funds Expended

Directly Generated	\$0
Federal Government	\$0
Local Government	\$0
State Government	\$0
Total Capital Funds Expended	\$0



2023 Asset Management

Transit Asset Management (TAM) Tier: Tier II TAM Sponsor NTD ID: 5R02

Metrics

Mode	Average Fleet Age in Years
Demand Response	4.7
Bus	8.5