

# 2023 Annual Agency Profile - Champaign Transit System (NTD ID 50284)

**Mailing Address:** 1512 S US HIGHWAY 68 STE A100  
URBANA, OH

**Website:** <http://co.champaign.oh.us/transit/>

## Service Consumed

**Annual Unlinked Trips (UPT)** 21,878

## Service Supplied

**Annual Vehicle Revenue Miles (VRM)** 210,205

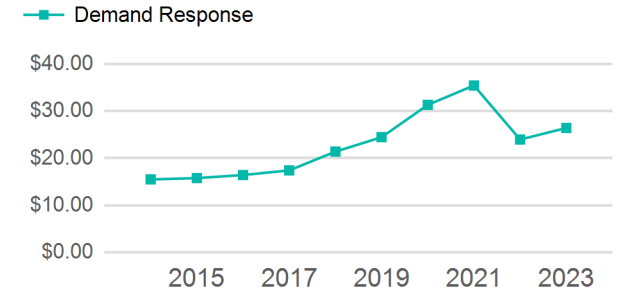
**Annual Vehicle Revenue Hours (VRH)** 13,714

**Vehicles Operated in Maximum Service (VOMS)** 9

## Assets

**Revenue Vehicles** 14  
**Service Vehicles**  
**Facilities**

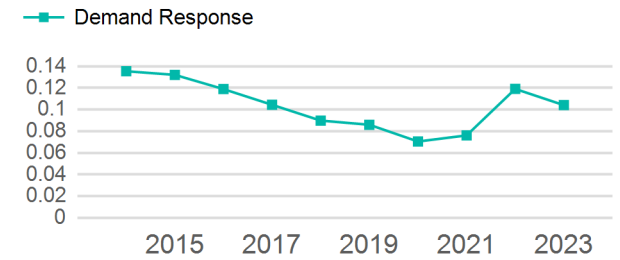
## Operating Expenses per Vehicle Revenue Mile



## Modal Characteristics

Mode	Annual Unlinked Passenger Trips	Directly Operated VOMS	Purchased Transportation VOMS	Annual Vehicle Revenue Miles	Annual Vehicle Revenue Hours
Demand Response	21,878	9	0	210,205	13,714
<b>Total</b>	<b>21,878</b>	<b>9</b>	<b>0</b>	<b>210,205</b>	<b>13,714</b>

## Unlinked Passenger Trip per Vehicle Revenue Mile



Mode	Service Efficiency		Service Effectiveness		
	OE per VRM	OE per VRH	UPT per VRM	UPT per VRH	OE per UPT
Demand Response	\$2.75	\$42.12	0.1	1.6	\$26.40
<b>Total</b>	<b>\$2.75</b>	<b>\$42.12</b>	<b>0.1</b>	<b>1.6</b>	<b>\$26.40</b>

# 2023 Annual Agency Profile - Champaign Transit System (NTD ID 50284)

## 2023 Funding Breakdown

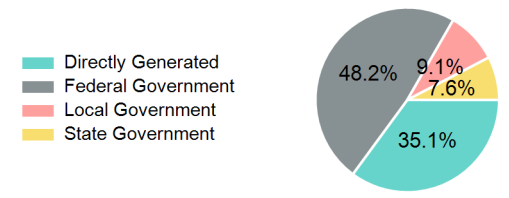
### Summary of Operating Expenses (OE)

Mode	Operating Expenses	Fare Revenues
Demand Response	\$577,584	\$0
<b>Total</b>	<b>\$577,584</b>	<b>\$0</b>

### Sources of Operating Funds Expended

Directly Generated	\$202,820
Federal Government	\$278,581
Local Government	\$52,322
State Government	\$43,861
<b>Total Operating Funds Expended</b>	<b>\$577,584</b>

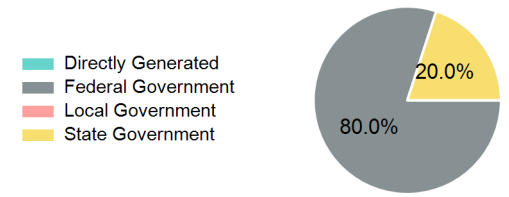
### Operating Funding Sources



### Sources of Capital Funds Expended

Directly Generated	\$0
Federal Government	\$58,644
Local Government	\$0
State Government	\$14,661
<b>Total Capital Funds Expended</b>	<b>\$73,305</b>

### Capital Funding Sources



## 2023 Asset Management

<b>Transit Asset Management (TAM) Tier</b>	Tier II	<b>TAM Sponsor NTD ID</b>	5R05
--	---------	---------------------------	------

### Metrics

Mode	Average Fleet Age in Years
Demand Response	4.6