

2023 Annual Agency Profile - Grant County (NTD ID 50286)

Mailing Address: 111 S JEFFERSON ST
LANCASTER, WI

Website: <http://www.grantcounty.org>

Service Consumed

Annual Unlinked Trips (UPT) 4,031

Service Supplied

Annual Vehicle Revenue Miles (VRM) 14,389

Annual Vehicle Revenue Hours (VRH) 1,672

Vehicles Operated in Maximum Service (VOMS) 1

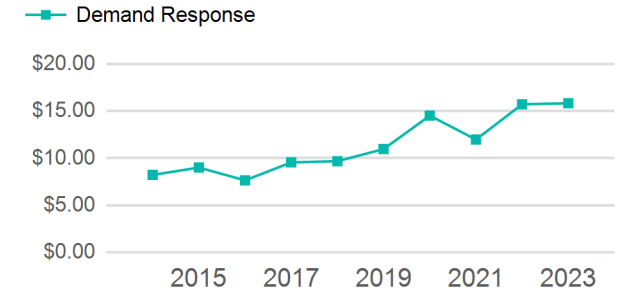
Assets

Revenue Vehicles 3

Service Vehicles

Facilities

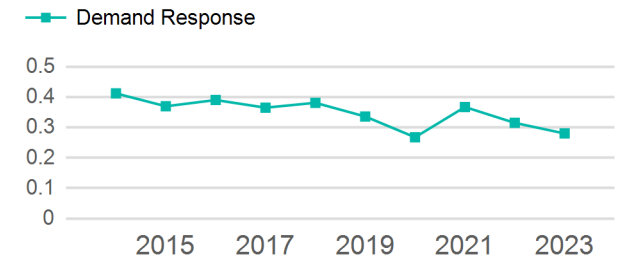
Operating Expenses per Vehicle Revenue Mile



Modal Characteristics

Mode	Annual Unlinked Passenger Trips	Directly Operated VOMS	Purchased Transportation VOMS	Annual Vehicle Revenue Miles	Annual Vehicle Revenue Hours
Demand Response	4,031	1	0	14,389	1,672
Total	4,031	1	0	14,389	1,672

Unlinked Passenger Trip per Vehicle Revenue Mile



Metrics

Service Efficiency

Service Effectiveness

Mode	OE per VRM	OE per VRH	UPT per VRM	UPT per VRH	OE per UPT
Demand Response	\$4.43	\$38.15	0.3	2.4	\$15.82
Total	\$4.43	\$38.15	0.3	2.4	\$15.82

2023 Annual Agency Profile - Grant County (NTD ID 50286)

2023 Funding Breakdown

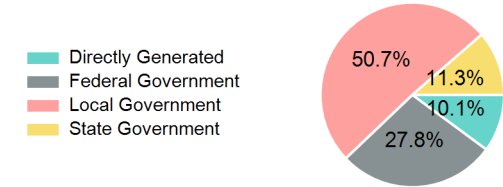
Summary of Operating Expenses (OE)

Mode	Operating Expenses	Fare Revenues
Demand Response	\$63,787	\$0
Total	\$63,787	\$0

Sources of Operating Funds Expended

Directly Generated	\$6,433
Federal Government	\$17,756
Local Government	\$32,366
State Government	\$7,232
Total Operating Funds Expended	\$63,787

Operating Funding Sources



Capital Funding Sources

Sources of Capital Funds Expended

Directly Generated	\$0
Federal Government	\$0
Local Government	\$0
State Government	\$0
Total Capital Funds Expended	\$0



2023 Asset Management

Transit Asset Management (TAM) Tier	Tier II	TAM Sponsor NTD ID	5R06
--	---------	---------------------------	------

Metrics

Mode	Average Fleet Age in Years
Demand Response	10.0