

2023 Annual Agency Profile - Village of Prairie du Sac (NTD ID 50291)

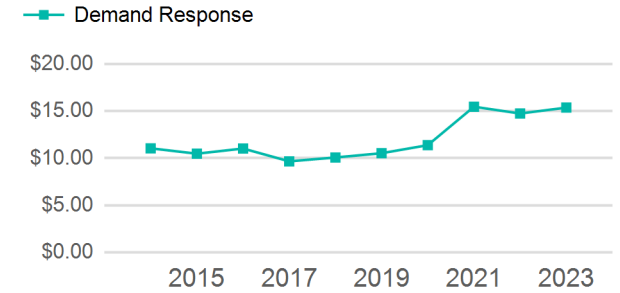
Mailing Address: 335 GALENA ST
PRAIRIE DU SAC, WI

Website: <https://www.prairiedusac.net/transportation>

Service Consumed

Annual Unlinked Trips (UPT) 10,917

Operating Expenses per Vehicle Revenue Mile



Assets

Revenue Vehicles 3
Service Vehicles
Facilities

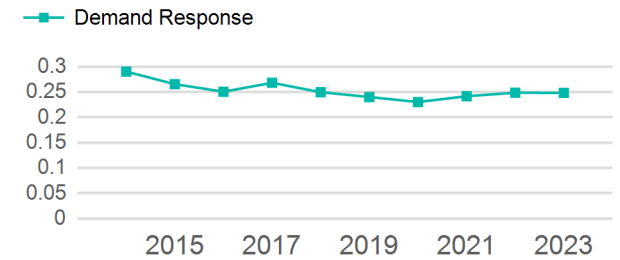
Service Supplied

Annual Vehicle Revenue Miles (VRM) 43,953
Annual Vehicle Revenue Hours (VRH) 5,423
Vehicles Operated in Maximum Service (VOMS) 3

Modal Characteristics

Mode	Annual Unlinked Passenger Trips	Directly Operated VOMS	Purchased Transportation VOMS	Annual Vehicle Revenue Miles	Annual Vehicle Revenue Hours
Demand Response	10,917	0	3	43,953	5,423
Total	10,917	0	3	43,953	5,423

Unlinked Passenger Trip per Vehicle Revenue Mile



Mode	Service Efficiency		Service Effectiveness		
	OE per VRM	OE per VRH	UPT per VRM	UPT per VRH	OE per UPT
Demand Response	\$3.82	\$30.93	0.2	2.0	\$15.36
Total	\$3.82	\$30.93	0.2	2.0	\$15.36

2023 Annual Agency Profile - Village of Prairie du Sac (NTD ID 50291)

2023 Funding Breakdown

Summary of Operating Expenses (OE)

Mode	Operating Expenses	Fare Revenues
Demand Response	\$167,725	\$0
Total	\$167,725	\$0

Sources of Operating Funds Expended

Directly Generated	\$44,749
Federal Government	\$64,997
Local Government	\$32,164
State Government	\$25,815
Total Operating Funds Expended	\$167,725

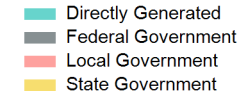
Operating Funding Sources



Capital Funding Sources

Sources of Capital Funds Expended

Directly Generated	\$0
Federal Government	\$0
Local Government	\$0
State Government	\$0
Total Capital Funds Expended	\$0



2023 Asset Management

Transit Asset Management (TAM) Tier	Tier II	TAM Sponsor NTD ID	5R06
--	---------	---------------------------	------

Metrics

Mode	Average Fleet Age in Years
Demand Response	0.0