

# 2023 Annual Agency Profile - Monroe County Public Transportation (NTD ID 50293)

**Mailing Address:** 101 N MAIN ST RM 22  
WOODSFIELD, OH

**Website:** <http://www.monroecountyohio.com/departments/index.php>

## Service Consumed

Annual Unlinked Trips (UPT) 8,198

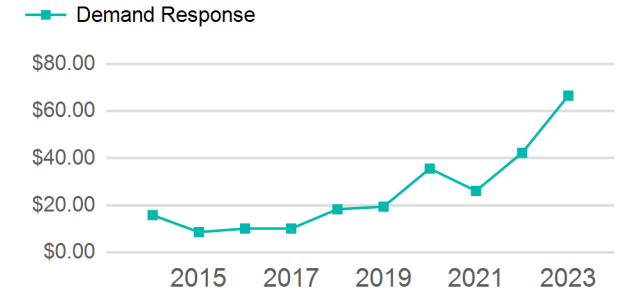
## Assets

Revenue Vehicles 16  
Service Vehicles  
Facilities

## Service Supplied

Annual Vehicle Revenue Miles (VRM) 188,579  
Annual Vehicle Revenue Hours (VRH) 5,474  
Vehicles Operated in Maximum Service (VOMS) 15

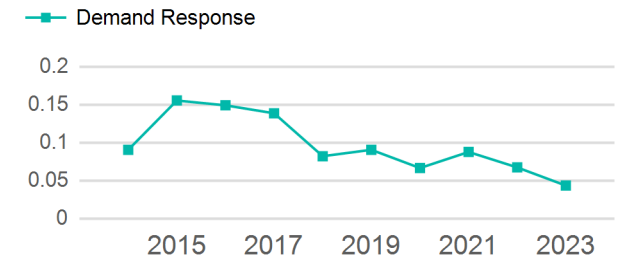
## Operating Expenses per Vehicle Revenue Mile



## Modal Characteristics

Mode	Annual Unlinked Passenger Trips	Directly Operated VOMS	Purchased Transportation VOMS	Annual Vehicle Revenue Miles	Annual Vehicle Revenue Hours
Demand Response	8,198	15	0	188,579	5,474
<b>Total</b>	<b>8,198</b>	<b>15</b>	<b>0</b>	<b>188,579</b>	<b>5,474</b>

## Unlinked Passenger Trip per Vehicle Revenue Mile



Mode	Service Efficiency		Service Effectiveness		
	OE per VRM	OE per VRH	UPT per VRM	UPT per VRH	OE per UPT
Demand Response	\$2.89	\$99.61	0.0	1.5	\$66.51
<b>Total</b>	<b>\$2.89</b>	<b>\$99.61</b>	<b>0.0</b>	<b>1.5</b>	<b>\$66.51</b>

# 2023 Annual Agency Profile - Monroe County Public Transportation (NTD ID 50293)

## 2023 Funding Breakdown

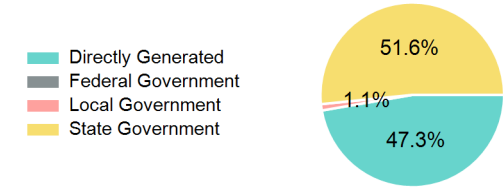
### Summary of Operating Expenses (OE)

Mode	Operating Expenses	Fare Revenues
Demand Response	\$545,250	\$0
<b>Total</b>	<b>\$545,250</b>	<b>\$0</b>

### Sources of Operating Funds Expended

Directly Generated	\$257,872
Federal Government	\$0
Local Government	\$5,985
State Government	\$281,393
<b>Total Operating Funds Expended</b>	<b>\$545,250</b>

### Operating Funding Sources



### Capital Funding Sources

### Sources of Capital Funds Expended

Directly Generated	\$0
Federal Government	\$0
Local Government	\$0
State Government	\$0
<b>Total Capital Funds Expended</b>	<b>\$0</b>



## 2023 Asset Management

<b>Transit Asset Management (TAM) Tier</b>	Tier II	<b>TAM Sponsor NTD ID</b>	5R05
--	---------	---------------------------	------

### Metrics

Mode	Average Fleet Age in Years
Demand Response	8.2