

2023 Annual Agency Profile - Kanabec County (NTD ID 50297)

Mailing Address: 317 MAPLE AVE E
Mora, MN

Website: <http://timbertrailstransit.com/>

Service Consumed

Annual Unlinked Trips (UPT) 28,235

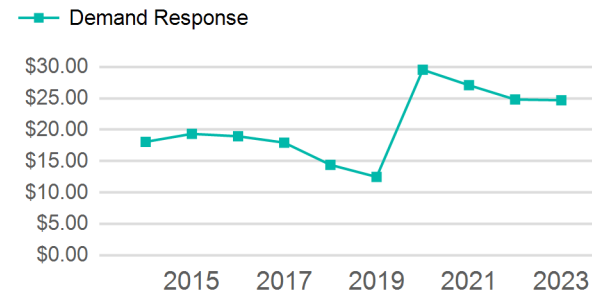
Assets

Revenue Vehicles 6
Service Vehicles
Facilities

Service Supplied

Annual Vehicle Revenue Miles (VRM) 104,976
Annual Vehicle Revenue Hours (VRH) 6,662
Vehicles Operated in Maximum Service (VOMS) 5

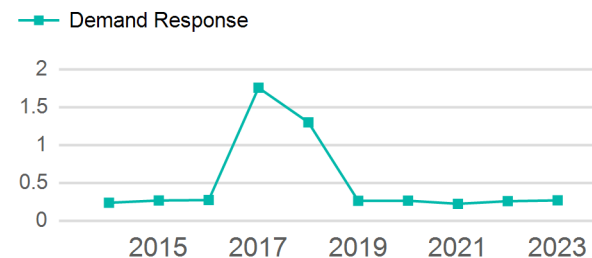
Operating Expenses per Vehicle Revenue Mile



Modal Characteristics

Mode	Annual Unlinked Passenger Trips	Directly Operated VOMS	Purchased Transportation VOMS	Annual Vehicle Revenue Miles	Annual Vehicle Revenue Hours
Demand Response	28,235	5	0	104,976	6,662
Total	28,235	5	0	104,976	6,662

Unlinked Passenger Trip per Vehicle Revenue Mile



Mode	Service Efficiency		Service Effectiveness		
	OE per VRM	OE per VRH	UPT per VRM	UPT per VRH	OE per UPT
Demand Response	\$6.64	\$104.66	0.3	4.2	\$24.70
Total	\$6.64	\$104.66	0.3	4.2	\$24.70

2023 Annual Agency Profile - Kanabec County (NTD ID 50297)

2023 Funding Breakdown

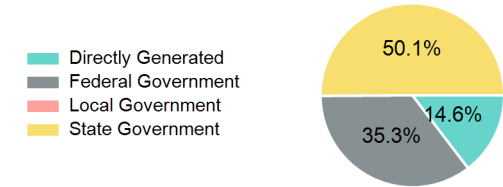
Summary of Operating Expenses (OE)

Mode	Operating Expenses	Fare Revenues
Demand Response	\$697,266	\$0
Total	\$697,266	\$0

Sources of Operating Funds Expended

Directly Generated	\$101,747
Federal Government	\$246,246
Local Government	\$0
State Government	\$349,273
Total Operating Funds Expended	\$697,266

Operating Funding Sources



Capital Funding Sources

Sources of Capital Funds Expended

Directly Generated	\$0
Federal Government	\$0
Local Government	\$0
State Government	\$0
Total Capital Funds Expended	\$0



2023 Asset Management

Transit Asset Management (TAM) Tier	Tier II	TAM Sponsor NTD ID	5R04
--	---------	---------------------------	------

Metrics

Mode	Average Fleet Age in Years
Demand Response	6.5