

2023 Annual Agency Profile - Ottawa County Transportation Agency (NTD ID 50298)

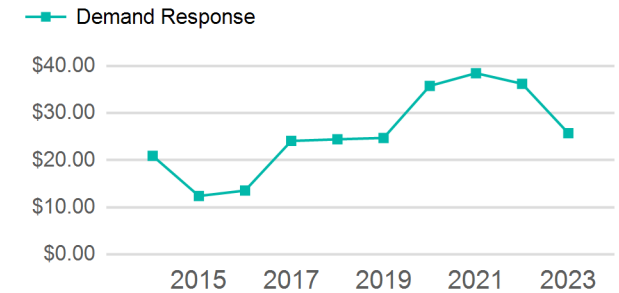
Mailing Address: 275 N TOUSSAINT SOUTH RD
OAK HARBOR, OH

Website: <http://octapublictransit.org/>

Service Consumed

Annual Unlinked Trips (UPT) 69,775

Operating Expenses per Vehicle Revenue Mile



Assets

Revenue Vehicles 23
Service Vehicles 3
Facilities 1

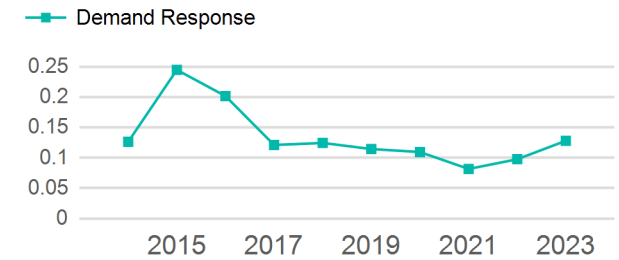
Service Supplied

Annual Vehicle Revenue Miles (VRM) 544,658
Annual Vehicle Revenue Hours (VRH) 24,777
Vehicles Operated in Maximum Service (VOMS) 17

Modal Characteristics

Mode	Annual Unlinked Passenger Trips	Directly Operated VOMS	Purchased Transportation VOMS	Annual Vehicle Revenue Miles	Annual Vehicle Revenue Hours
Demand Response	69,775	17	0	544,658	24,777
Total	69,775	17	0	544,658	24,777

Unlinked Passenger Trip per Vehicle Revenue Mile



Metrics

Mode	Service Efficiency		Service Effectiveness		
	OE per VRM	OE per VRH	UPT per VRM	UPT per VRH	OE per UPT
Demand Response	\$3.30	\$72.46	0.1	2.8	\$25.73
Total	\$3.30	\$72.46	0.1	2.8	\$25.73

2023 Annual Agency Profile - Ottawa County Transportation Agency (NTD ID 50298)

2023 Funding Breakdown

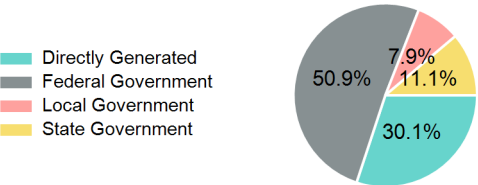
Summary of Operating Expenses (OE)

Sources of Operating Funds Expended

Operating Funding Sources

Mode	Operating Expenses	Fare Revenues
Demand Response	\$1,795,254	\$0
Total	\$1,795,254	\$0

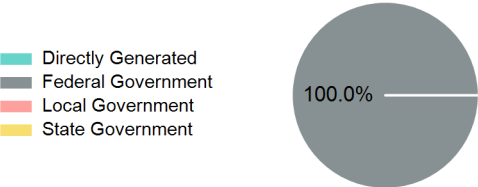
Directly Generated	\$540,012
Federal Government	\$913,346
Local Government	\$141,896
State Government	\$200,000
Total Operating Funds Expended	\$1,795,254



Capital Funding Sources

Sources of Capital Funds Expended

Directly Generated	\$0
Federal Government	\$121,972
Local Government	\$0
State Government	\$0
Total Capital Funds Expended	\$121,972



2023 Asset Management

Transit Asset Management (TAM) Tier	Tier II	TAM Sponsor NTD ID	5R05
Metrics			
Mode		Average Fleet Age in Years	
Demand Response		5.3	