

# 2023 Annual Agency Profile - Henry County (NTD ID 50301)

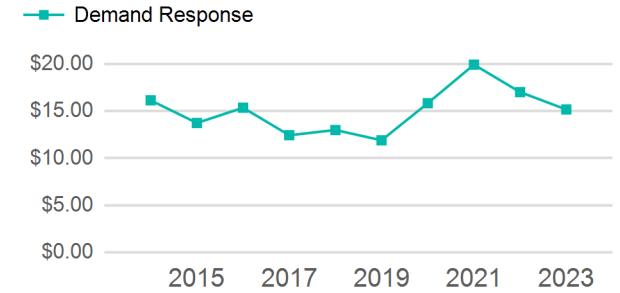
**Mailing Address:** 307 W CENTER ST  
CAMBRIDGE, IL

**Website:** <http://www.ride-hcpt.com/>

## Service Consumed

**Annual Unlinked Trips (UPT)** 43,330

## Operating Expenses per Vehicle Revenue Mile



## Assets

**Revenue Vehicles** 19  
**Service Vehicles**  
**Facilities**

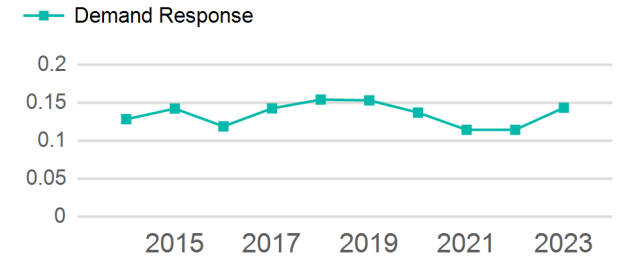
## Service Supplied

**Annual Vehicle Revenue Miles (VRM)** 302,298  
**Annual Vehicle Revenue Hours (VRH)** 15,066  
**Vehicles Operated in Maximum Service (VOMS)** 14

## Modal Characteristics

Mode	Annual Unlinked Passenger Trips	Directly Operated VOMS	Purchased Transportation VOMS	Annual Vehicle Revenue Miles	Annual Vehicle Revenue Hours
Demand Response	43,330	14	0	302,298	15,066
<b>Total</b>	<b>43,330</b>	<b>14</b>	<b>0</b>	<b>302,298</b>	<b>15,066</b>

## Unlinked Passenger Trip per Vehicle Revenue Mile



Mode	Service Efficiency		Service Effectiveness		
	OE per VRM	OE per VRH	UPT per VRM	UPT per VRH	OE per UPT
Demand Response	\$2.17	\$43.61	0.1	2.9	\$15.16
<b>Total</b>	<b>\$2.17</b>	<b>\$43.61</b>	<b>0.1</b>	<b>2.9</b>	<b>\$15.16</b>

# 2023 Annual Agency Profile - Henry County (NTD ID 50301)

## 2023 Funding Breakdown

### Summary of Operating Expenses (OE)

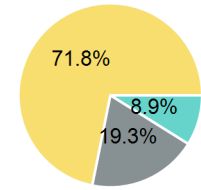
Mode	Operating Expenses	Fare Revenues
Demand Response	\$656,956	\$0
<b>Total</b>	<b>\$656,956</b>	<b>\$0</b>

### Sources of Operating Funds Expended

Directly Generated	\$58,214
Federal Government	\$126,858
Local Government	\$0
State Government	\$471,884
<b>Total Operating Funds Expended</b>	<b>\$656,956</b>

### Operating Funding Sources

- Directly Generated
- Federal Government
- Local Government
- State Government



### Capital Funding Sources

- Directly Generated
- Federal Government
- Local Government
- State Government

### Sources of Capital Funds Expended

Directly Generated	\$0
Federal Government	\$0
Local Government	\$0
State Government	\$0
<b>Total Capital Funds Expended</b>	<b>\$0</b>

## 2023 Asset Management

<b>Transit Asset Management (TAM) Tier</b>	Tier II	<b>TAM Sponsor NTD ID</b>	5R01
--	---------	---------------------------	------

### Metrics

Mode	Average Fleet Age in Years
Demand Response	7.8