

# 2023 Annual Agency Profile - City of Washington (NTD ID 50302)

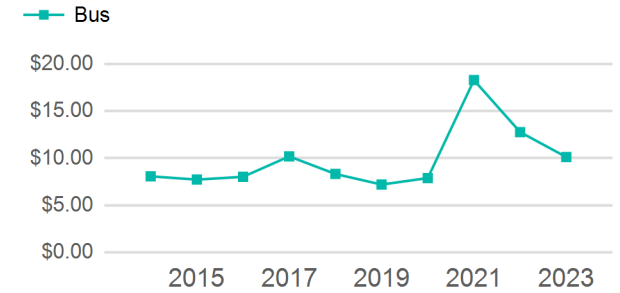
**Mailing Address:** 101 NE 3RD ST  
Washington, IN

**Website:** <https://www.washingtonin.us/department/index.php?structureid=67>

## Service Consumed

**Annual Unlinked Trips (UPT)** 12,884

## Operating Expenses per Vehicle Revenue Mile



## Assets

**Revenue Vehicles** 3  
**Service Vehicles**  
**Facilities** 1

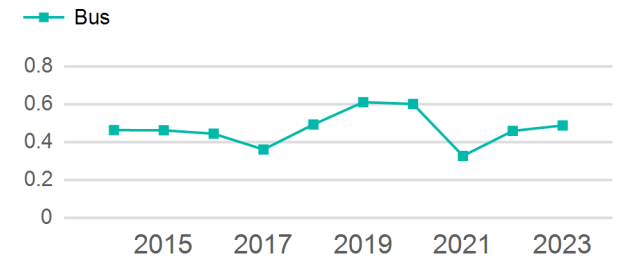
## Service Supplied

**Annual Vehicle Revenue Miles (VRM)** 26,435  
**Annual Vehicle Revenue Hours (VRH)** 2,263  
**Vehicles Operated in Maximum Service (VOMS)** 1

## Modal Characteristics

Mode	Annual Unlinked Passenger Trips	Directly Operated VOMS	Purchased Transportation VOMS	Annual Vehicle Revenue Miles	Annual Vehicle Revenue Hours
Bus	12,884	1	0	26,435	2,263
<b>Total</b>	<b>12,884</b>	<b>1</b>	<b>0</b>	<b>26,435</b>	<b>2,263</b>

## Unlinked Passenger Trip per Vehicle Revenue Mile



## Metrics

### Service Efficiency

### Service Effectiveness

Mode	OE per VRM	OE per VRH	UPT per VRM	UPT per VRH	OE per UPT
Bus	\$4.93	\$57.61	0.5	5.7	\$10.12
<b>Total</b>	<b>\$4.93</b>	<b>\$57.61</b>	<b>0.5</b>	<b>5.7</b>	<b>\$10.12</b>

# 2023 Annual Agency Profile - City of Washington (NTD ID 50302)

## 2023 Funding Breakdown

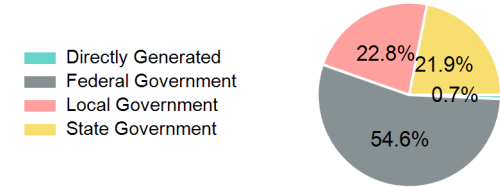
### Summary of Operating Expenses (OE)

Mode	Operating Expenses	Fare Revenues
Bus	\$130,370	\$0
<b>Total</b>	<b>\$130,370</b>	<b>\$0</b>

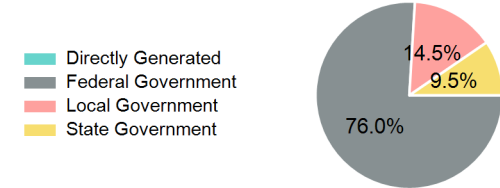
### Sources of Operating Funds Expended

Directly Generated	\$922
Federal Government	\$71,219
Local Government	\$29,707
State Government	\$28,522
<b>Total Operating Funds Expended</b>	<b>\$130,370</b>

### Operating Funding Sources



### Capital Funding Sources



### Sources of Capital Funds Expended

Directly Generated	\$0
Federal Government	\$96,920
Local Government	\$18,495
State Government	\$12,180
<b>Total Capital Funds Expended</b>	<b>\$127,595</b>

## 2023 Asset Management

<b>Transit Asset Management (TAM) Tier</b>	Tier II	<b>TAM Sponsor NTD ID</b>	5R02
--	---------	---------------------------	------

### Metrics

Mode	Average Fleet Age in Years
Bus	3.3