

2023 Annual Agency Profile - Fulton County (NTD ID 50304)

Mailing Address: 100 N MAIN ST
LEWISTOWN, IL

Website: <https://fultoncountyil.gov/fulton-county-rural-transit-contact/>

Service Consumed

Annual Unlinked Trips (UPT) 19,322

Service Supplied

Annual Vehicle Revenue Miles (VRM) 111,706

Annual Vehicle Revenue Hours (VRH) 7,241

Vehicles Operated in Maximum Service (VOMS) 6

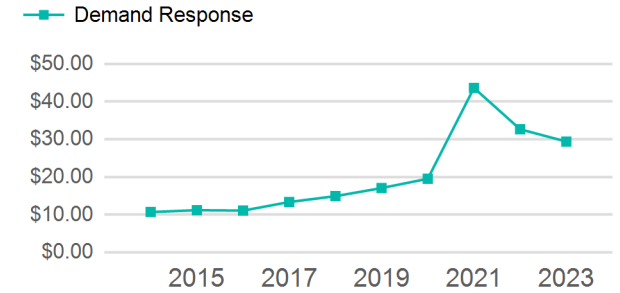
Assets

Revenue Vehicles 10

Service Vehicles

Facilities

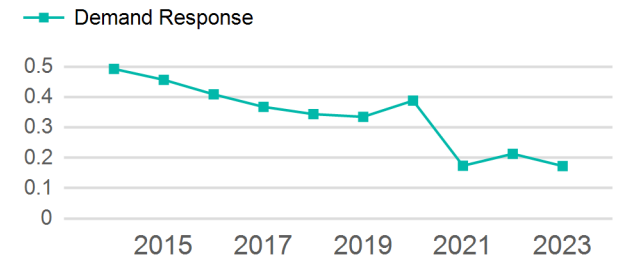
Operating Expenses per Vehicle Revenue Mile



Modal Characteristics

Mode	Annual Unlinked Passenger Trips	Directly Operated VOMS	Purchased Transportation VOMS	Annual Vehicle Revenue Miles	Annual Vehicle Revenue Hours
Demand Response	19,322	6	0	111,706	7,241
Total	19,322	6	0	111,706	7,241

Unlinked Passenger Trip per Vehicle Revenue Mile



Metrics

Service Efficiency

Service Effectiveness

Mode	OE per VRM	OE per VRH	UPT per VRM	UPT per VRH	OE per UPT
Demand Response	\$5.09	\$78.47	0.2	2.7	\$29.41
Total	\$5.09	\$78.47	0.2	2.7	\$29.41

2023 Annual Agency Profile - Fulton County (NTD ID 50304)

2023 Funding Breakdown

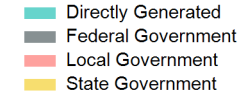
Summary of Operating Expenses (OE)

Mode	Operating Expenses	Fare Revenues
Demand Response	\$568,205	\$0
Total	\$568,205	\$0

Sources of Operating Funds Expended

Directly Generated	\$15,375
Federal Government	\$347,370
Local Government	\$0
State Government	\$205,460
Total Operating Funds Expended	\$568,205

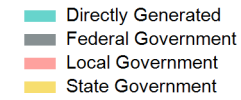
Operating Funding Sources



Capital Funding Sources

Sources of Capital Funds Expended

Directly Generated	\$0
Federal Government	\$0
Local Government	\$0
State Government	\$0
Total Capital Funds Expended	\$0



2023 Asset Management

Transit Asset Management (TAM) Tier	Tier II	TAM Sponsor NTD ID	5R01
--	---------	---------------------------	------

Metrics

Mode	Average Fleet Age in Years
Demand Response	8.3