

2023 Annual Agency Profile - Area 10 Council on Aging of Monroe County (NTD ID 50308)

Mailing Address: 631 W EDGEWOOD DR
ELLETTSVILLE, IN

Website: <http://www.area10agency.org/ruraltransit>

Service Consumed

Annual Unlinked Trips (UPT) 32,160

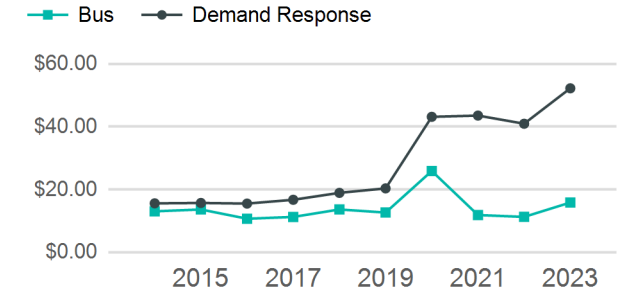
Assets

Revenue Vehicles 24
Service Vehicles
Facilities 1

Service Supplied

Annual Vehicle Revenue Miles (VRM) 360,589
Annual Vehicle Revenue Hours (VRH) 23,678
Vehicles Operated in Maximum Service (VOMS) 12

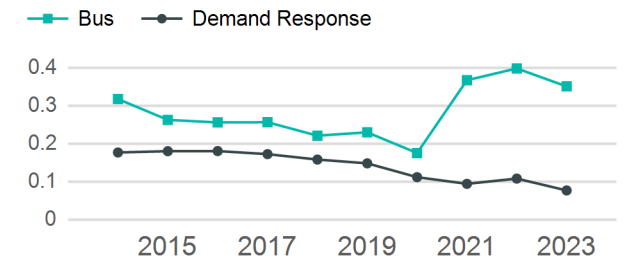
Operating Expenses per Vehicle Revenue Mile



Modal Characteristics

Mode	Annual Unlinked Passenger Trips	Directly Operated VOMS	Purchased Transportation VOMS	Annual Vehicle Revenue Miles	Annual Vehicle Revenue Hours
Demand Response	26,418	11	0	344,219	22,613
Bus	5,742	1	0	16,370	1,065
Total	32,160	12	0	360,589	23,678

Unlinked Passenger Trip per Vehicle Revenue Mile



Mode	Service Efficiency		Service Effectiveness		
	OE per VRM	OE per VRH	UPT per VRM	UPT per VRH	OE per UPT
Demand Response	\$4.01	\$61.02	0.1	1.2	\$52.23
Bus	\$5.57	\$85.64	0.4	5.4	\$15.88
Total	\$4.08	\$62.13	0.1	1.4	\$45.74

2023 Annual Agency Profile - Area 10 Council on Aging of Monroe County (NTD ID 50308)

2023 Funding Breakdown

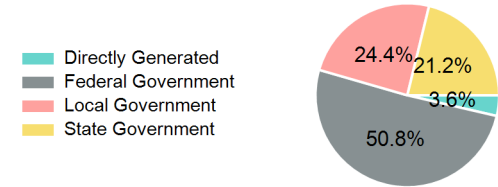
Summary of Operating Expenses (OE)

Mode	Operating Expenses	Fare Revenues
Demand Response	\$1,379,895	\$0
Bus	\$91,208	\$0
Total	\$1,471,103	\$0

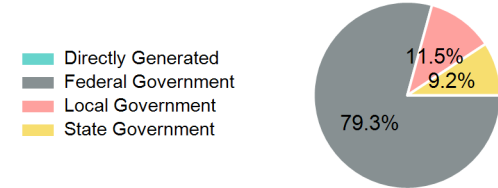
Sources of Operating Funds Expended

Directly Generated	\$53,141
Federal Government	\$748,040
Local Government	\$358,327
State Government	\$311,595
Total Operating Funds Expended	\$1,471,103

Operating Funding Sources



Capital Funding Sources



Sources of Capital Funds Expended

Directly Generated	\$0
Federal Government	\$614,496
Local Government	\$89,163
State Government	\$71,680
Total Capital Funds Expended	\$775,339

2023 Asset Management

Transit Asset Management (TAM) Tier	Tier II	TAM Sponsor NTD ID	5R02
--	---------	---------------------------	------

Metrics

Mode	Average Fleet Age in Years
Demand Response	3.5
Bus	6.5