

2023 Annual Agency Profile - Cass County Transportation Authority (NTD ID 50310)

Mailing Address: 400 East State Street
Cassopolis, MI

Website: <https://www.mywaythere.org/cass.asp>

Service Consumed

Annual Unlinked Trips (UPT) 8,482

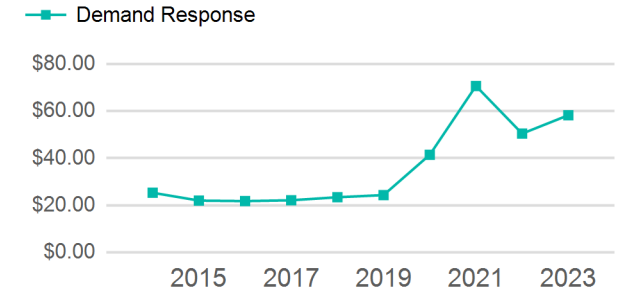
Assets

Revenue Vehicles 12
Service Vehicles 1
Facilities 2

Service Supplied

Annual Vehicle Revenue Miles (VRM) 161,167
Annual Vehicle Revenue Hours (VRH) 8,054
Vehicles Operated in Maximum Service (VOMS) 9

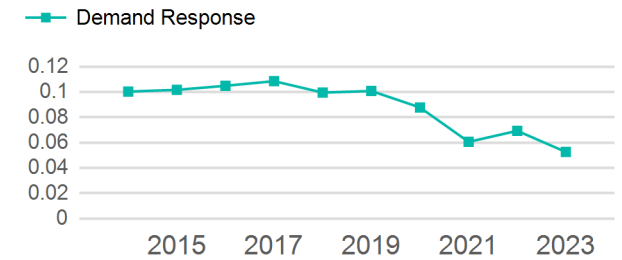
Operating Expenses per Vehicle Revenue Mile



Modal Characteristics

Mode	Annual Unlinked Passenger Trips	Directly Operated VOMS	Purchased Transportation VOMS	Annual Vehicle Revenue Miles	Annual Vehicle Revenue Hours
Demand Response	8,482	0	9	161,167	8,054
Total	8,482	0	9	161,167	8,054

Unlinked Passenger Trip per Vehicle Revenue Mile



Mode	Service Efficiency		Service Effectiveness		
	OE per VRM	OE per VRH	UPT per VRM	UPT per VRH	OE per UPT
Demand Response	\$3.06	\$61.32	0.1	1.1	\$58.22
Total	\$3.06	\$61.32	0.1	1.1	\$58.22

2023 Annual Agency Profile - Cass County Transportation Authority (NTD ID 50310)

2023 Funding Breakdown

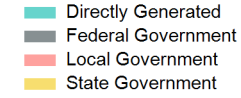
Summary of Operating Expenses (OE)

Mode	Operating Expenses	Fare Revenues
Demand Response	\$493,844	\$0
Total	\$493,844	\$0

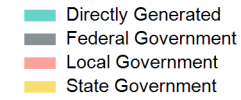
Sources of Operating Funds Expended

Directly Generated	\$15,769
Federal Government	\$152,527
Local Government	\$156,488
State Government	\$169,060
Total Operating Funds Expended	\$493,844

Operating Funding Sources



Capital Funding Sources



Sources of Capital Funds Expended

Directly Generated	\$0
Federal Government	\$32,957
Local Government	\$0
State Government	\$8,240
Total Capital Funds Expended	\$41,197

2023 Asset Management

Transit Asset Management (TAM) Tier	Tier II	TAM Sponsor NTD ID	5R03
--	---------	---------------------------	------

Metrics

Mode	Average Fleet Age in Years
Demand Response	6.2