

# 2023 Annual Agency Profile - Charlevoix County Board of Commissioners (NTD ID 50313)

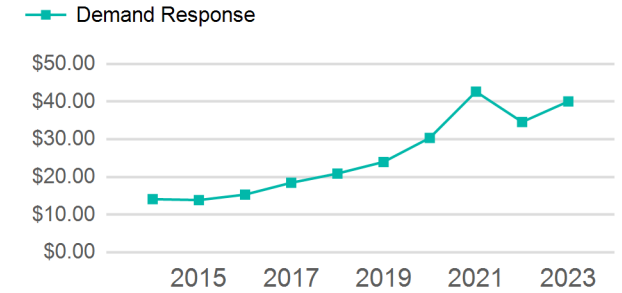
**Mailing Address:** 1000 GRANT ST  
CHARLEVOIX, MI

**Website:** [https://www.charlevoixcounty.org/county\\_transit/](https://www.charlevoixcounty.org/county_transit/)

## Service Consumed

**Annual Unlinked Trips (UPT)** 45,908

## Operating Expenses per Vehicle Revenue Mile



## Assets

<b>Revenue Vehicles</b>	19
<b>Service Vehicles</b>	2
<b>Facilities</b>	1

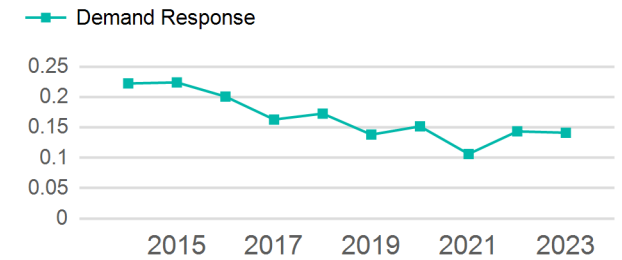
## Service Supplied

<b>Annual Vehicle Revenue Miles (VRM)</b>	324,799
<b>Annual Vehicle Revenue Hours (VRH)</b>	21,760
<b>Vehicles Operated in Maximum Service (VOMS)</b>	18

## Modal Characteristics

Mode	Annual Unlinked Passenger Trips	Directly Operated VOMS	Purchased Transportation VOMS	Annual Vehicle Revenue Miles	Annual Vehicle Revenue Hours
Demand Response	45,908	18	0	324,799	21,760
<b>Total</b>	<b>45,908</b>	<b>18</b>	<b>0</b>	<b>324,799</b>	<b>21,760</b>

## Unlinked Passenger Trip per Vehicle Revenue Mile



## Metrics

Mode	Service Efficiency		Service Effectiveness		
	OE per VRM	OE per VRH	UPT per VRM	UPT per VRH	OE per UPT
Demand Response	\$5.66	\$84.48	0.1	2.1	\$40.04
<b>Total</b>	<b>\$5.66</b>	<b>\$84.48</b>	<b>0.1</b>	<b>2.1</b>	<b>\$40.04</b>

# 2023 Annual Agency Profile - Charlevoix County Board of Commissioners (NTD ID 50313)

## 2023 Funding Breakdown

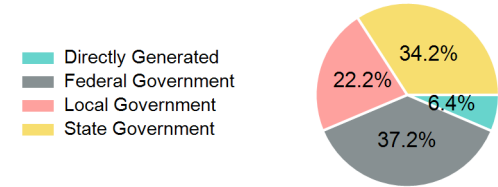
### Summary of Operating Expenses (OE)

Mode	Operating Expenses	Fare Revenues
Demand Response	\$1,838,299	\$0
<b>Total</b>	<b>\$1,838,299</b>	<b>\$0</b>

### Sources of Operating Funds Expended

Directly Generated	\$117,885
Federal Government	\$684,699
Local Government	\$407,818
State Government	\$627,897
<b>Total Operating Funds Expended</b>	<b>\$1,838,299</b>

### Operating Funding Sources



### Capital Funding Sources

### Sources of Capital Funds Expended

Directly Generated	\$0
Federal Government	\$0
Local Government	\$0
State Government	\$0
<b>Total Capital Funds Expended</b>	<b>\$0</b>



## 2023 Asset Management

<b>Transit Asset Management (TAM) Tier</b>	Tier II	<b>TAM Sponsor NTD ID</b>	5R03
--	---------	---------------------------	------

### Metrics

Mode	Average Fleet Age in Years
Demand Response	4.3