

2023 Annual Agency Profile - Volunteer Interfaith Network Effort (NTD ID 50321)

Mailing Address: 421 E HICKORY ST
MANKATO, MN

Website: www.vinevolunteers.com

Service Consumed

Annual Unlinked Trips (UPT) 11,156

Service Supplied

Annual Vehicle Revenue Miles (VRM) 202,274

Annual Vehicle Revenue Hours (VRH) 8,725

Vehicles Operated in Maximum Service (VOMS) 5

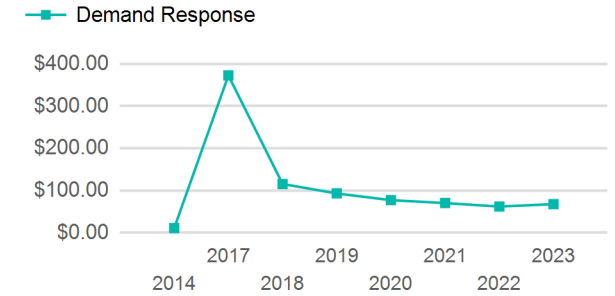
Assets

Revenue Vehicles 6

Service Vehicles

Facilities

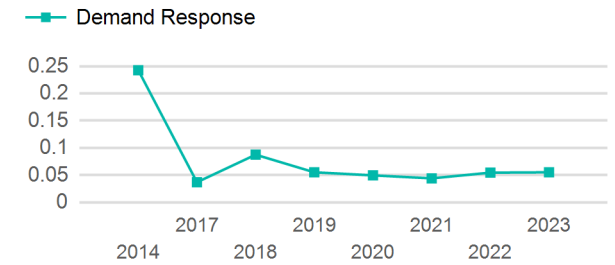
Operating Expenses per Vehicle Revenue Mile



Modal Characteristics

Mode	Annual Unlinked Passenger Trips	Directly Operated VOMS	Purchased Transportation VOMS	Annual Vehicle Revenue Miles	Annual Vehicle Revenue Hours
Demand Response	11,156	5	0	202,274	8,725
Total	11,156	5	0	202,274	8,725

Unlinked Passenger Trip per Vehicle Revenue Mile



Metrics

Mode	Service Efficiency		Service Effectiveness		
	OE per VRM	OE per VRH	UPT per VRM	UPT per VRH	OE per UPT
Demand Response	\$3.74	\$86.78	0.1	1.3	\$67.87
Total	\$3.74	\$86.78	0.1	1.3	\$67.87

2023 Annual Agency Profile - Volunteer Interfaith Network Effort (NTD ID 50321)

2023 Funding Breakdown

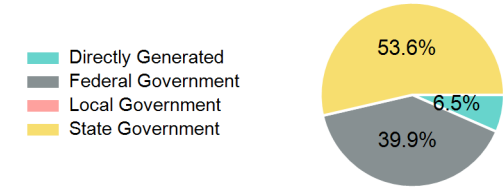
Summary of Operating Expenses (OE)

Mode	Operating Expenses	Fare Revenues
Demand Response	\$757,140	\$0
Total	\$757,140	\$0

Sources of Operating Funds Expended

Directly Generated	\$49,524
Federal Government	\$301,798
Local Government	\$0
State Government	\$405,818
Total Operating Funds Expended	\$757,140

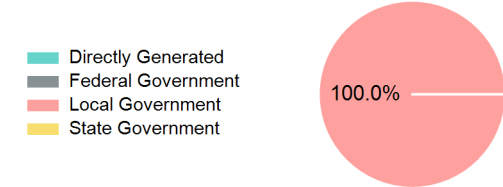
Operating Funding Sources



Sources of Capital Funds Expended

Directly Generated	\$0
Federal Government	\$0
Local Government	\$5,100
State Government	\$0
Total Capital Funds Expended	\$5,100

Capital Funding Sources



2023 Asset Management

Transit Asset Management (TAM) Tier	Tier II	TAM Sponsor NTD ID	5R04
--	---------	---------------------------	------

Metrics

Mode	Average Fleet Age in Years
Demand Response	7.7