

2023 Annual Agency Profile - LifeTime Resources (NTD ID 50324)

Mailing Address: 13091 BENEDICT DR
DILLSBORO, IN

Website: <https://www.lifetime-resources.org/catch-a-ride>

Service Consumed

Annual Unlinked Trips (UPT) 44,568

Service Supplied

Annual Vehicle Revenue Miles (VRM) 452,450

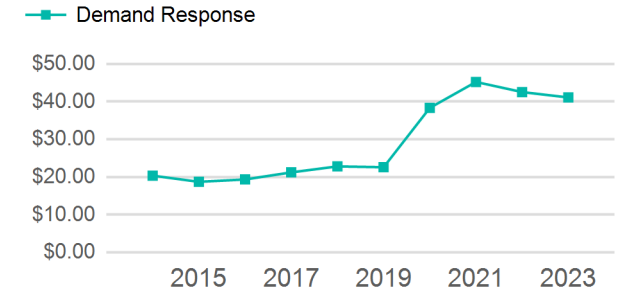
Annual Vehicle Revenue Hours (VRH) 29,021

Vehicles Operated in Maximum Service (VOMS) 20

Assets

Revenue Vehicles 32
Service Vehicles
Facilities

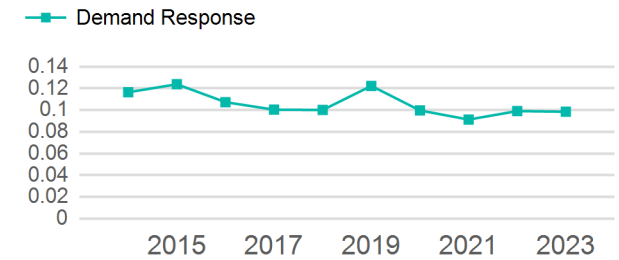
Operating Expenses per Vehicle Revenue Mile



Modal Characteristics

Mode	Annual Unlinked Passenger Trips	Directly Operated VOMS	Purchased Transportation VOMS	Annual Vehicle Revenue Miles	Annual Vehicle Revenue Hours
Demand Response	44,568	20	0	452,450	29,021
Total	44,568	20	0	452,450	29,021

Unlinked Passenger Trip per Vehicle Revenue Mile



Mode	Service Efficiency		Service Effectiveness		
	OE per VRM	OE per VRH	UPT per VRM	UPT per VRH	OE per UPT
Demand Response	\$4.05	\$63.11	0.1	1.5	\$41.10
Total	\$4.05	\$63.11	0.1	1.5	\$41.10

2023 Annual Agency Profile - LifeTime Resources (NTD ID 50324)

2023 Funding Breakdown

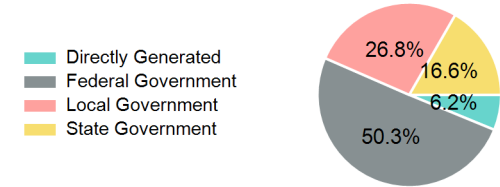
Summary of Operating Expenses (OE)

Mode	Operating Expenses	Fare Revenues
Demand Response	\$1,831,556	\$0
Total	\$1,831,556	\$0

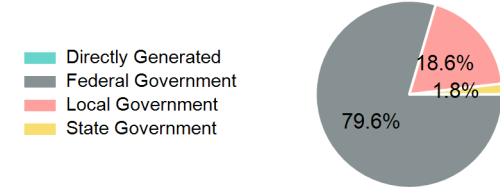
Sources of Operating Funds Expended

Directly Generated	\$113,177
Federal Government	\$921,912
Local Government	\$491,559
State Government	\$304,908
Total Operating Funds Expended	\$1,831,556

Operating Funding Sources



Capital Funding Sources



Sources of Capital Funds Expended

Directly Generated	\$0
Federal Government	\$478,230
Local Government	\$111,804
State Government	\$11,000
Total Capital Funds Expended	\$601,034

2023 Asset Management

Transit Asset Management (TAM) Tier	Tier II	TAM Sponsor NTD ID	5R02
--	---------	---------------------------	------

Metrics

Mode	Average Fleet Age in Years
Demand Response	4.3