

2023 Annual Agency Profile - DeKalb County Council on Aging (NTD ID 50330)

Mailing Address: 1800 E 7TH ST
AUBURN, IN

Website: <https://www.dccoa.net/dart-transportation>

Service Consumed

Annual Unlinked Trips (UPT) 17,024

Service Supplied

Annual Vehicle Revenue Miles (VRM) 173,793

Annual Vehicle Revenue Hours (VRH) 11,063

Vehicles Operated in Maximum Service (VOMS) 7

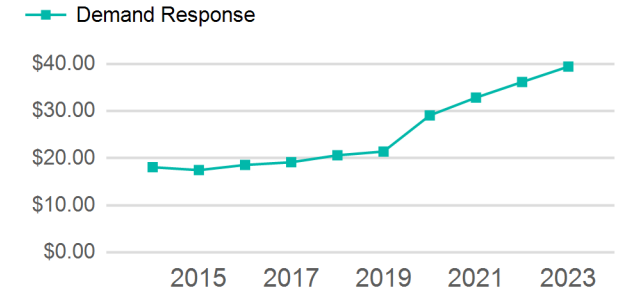
Assets

Revenue Vehicles 12

Service Vehicles

Facilities 1

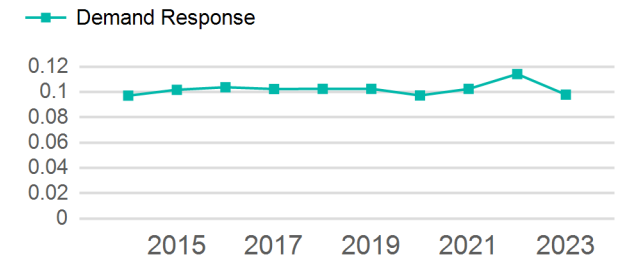
Operating Expenses per Vehicle Revenue Mile



Modal Characteristics

Mode	Annual Unlinked Passenger Trips	Directly Operated VOMS	Purchased Transportation VOMS	Annual Vehicle Revenue Miles	Annual Vehicle Revenue Hours
Demand Response	17,024	7	0	173,793	11,063
Total	17,024	7	0	173,793	11,063

Unlinked Passenger Trip per Vehicle Revenue Mile



Mode	Service Efficiency		Service Effectiveness		
	OE per VRM	OE per VRH	UPT per VRM	UPT per VRH	OE per UPT
Demand Response	\$3.86	\$60.66	0.1	1.5	\$39.42
Total	\$3.86	\$60.66	0.1	1.5	\$39.42

2023 Annual Agency Profile - DeKalb County Council on Aging (NTD ID 50330)

2023 Funding Breakdown

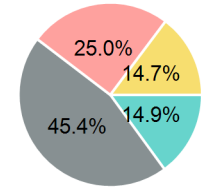
Summary of Operating Expenses (OE)

Mode	Operating Expenses	Fare Revenues
Demand Response	\$671,090	\$0
Total	\$671,090	\$0

Sources of Operating Funds Expended

Directly Generated	\$100,207
Federal Government	\$304,678
Local Government	\$167,538
State Government	\$98,667
Total Operating Funds Expended	\$671,090

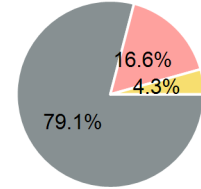
Operating Funding Sources



Sources of Capital Funds Expended

Directly Generated	\$0
Federal Government	\$201,780
Local Government	\$42,390
State Government	\$11,000
Total Capital Funds Expended	\$255,170

Capital Funding Sources



2023 Asset Management

Transit Asset Management (TAM) Tier	Tier II	TAM Sponsor NTD ID	5R02
--	---------	---------------------------	------

Metrics

Mode	Average Fleet Age in Years
Demand Response	3.9