

2023 Annual Agency Profile - Prairie Five CAC, Inc. (NTD ID 50334)

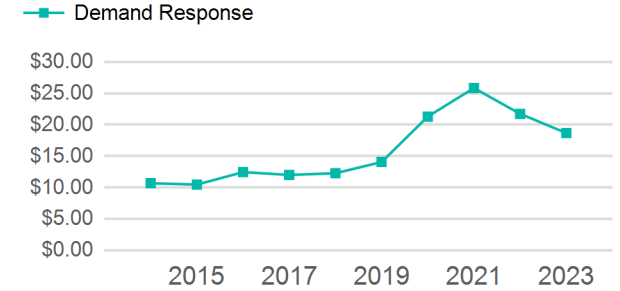
Mailing Address: 719 N 7TH ST STE 302
MONTEVIDEO, MN

Website: www.prairiefive.org/programs/prairie-five-rides-transportation-program/

Service Consumed

Annual Unlinked Trips (UPT) 143,930

Operating Expenses per Vehicle Revenue Mile



Assets

Revenue Vehicles 27
Service Vehicles 4
Facilities

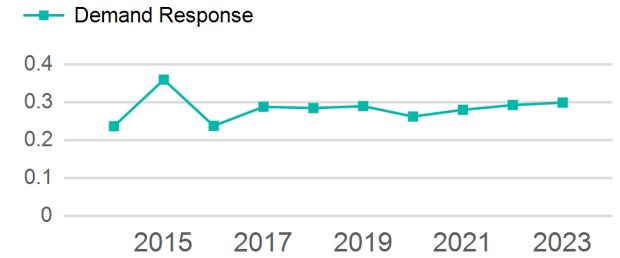
Service Supplied

Annual Vehicle Revenue Miles (VRM) 481,478
Annual Vehicle Revenue Hours (VRH) 38,034
Vehicles Operated in Maximum Service (VOMS) 29

Modal Characteristics

Mode	Annual Unlinked Passenger Trips	Directly Operated VOMS	Purchased Transportation VOMS	Annual Vehicle Revenue Miles	Annual Vehicle Revenue Hours
Demand Response	143,930	29	0	481,478	38,034
Total	143,930	29	0	481,478	38,034

Unlinked Passenger Trip per Vehicle Revenue Mile



Mode	Service Efficiency		Service Effectiveness		
	OE per VRM	OE per VRH	UPT per VRM	UPT per VRH	OE per UPT
Demand Response	\$5.58	\$70.69	0.3	3.8	\$18.68
Total	\$5.58	\$70.69	0.3	3.8	\$18.68

2023 Annual Agency Profile - Prairie Five CAC, Inc. (NTD ID 50334)

2023 Funding Breakdown

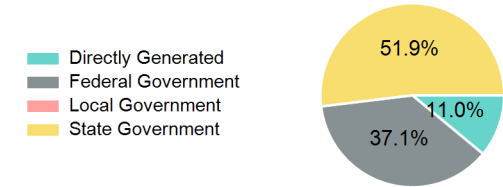
Summary of Operating Expenses (OE)

Mode	Operating Expenses	Fare Revenues
Demand Response	\$2,688,604	\$0
Total	\$2,688,604	\$0

Sources of Operating Funds Expended

Directly Generated	\$295,665
Federal Government	\$996,745
Local Government	\$0
State Government	\$1,396,194
Total Operating Funds Expended	\$2,688,604

Operating Funding Sources



Capital Funding Sources

Sources of Capital Funds Expended

Directly Generated	\$0
Federal Government	\$0
Local Government	\$0
State Government	\$0
Total Capital Funds Expended	\$0



2023 Asset Management

Transit Asset Management (TAM) Tier	Tier II	TAM Sponsor NTD ID	5R04
--	---------	---------------------------	------

Metrics

Mode	Average Fleet Age in Years
Demand Response	8.9