

2023 Annual Agency Profile - Monroe Randolph Transit District (NTD ID 50339)

Mailing Address: 1320 MELMAR DR
SPARTA, IL

Website: goMRTD.com

Service Consumed

Annual Unlinked Trips (UPT) 12,663

Service Supplied

Annual Vehicle Revenue Miles (VRM) 209,045

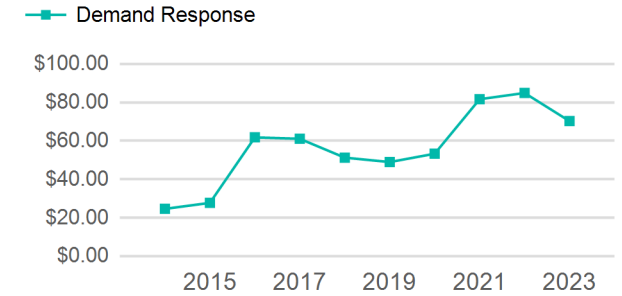
Annual Vehicle Revenue Hours (VRH) 8,167

Vehicles Operated in Maximum Service (VOMS) 11

Assets

Revenue Vehicles 17
Service Vehicles
Facilities

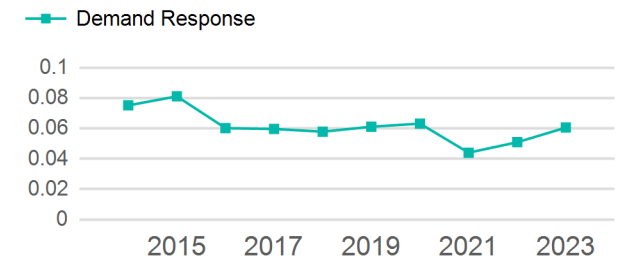
Operating Expenses per Vehicle Revenue Mile



Modal Characteristics

Mode	Annual Unlinked Passenger Trips	Directly Operated VOMS	Purchased Transportation VOMS	Annual Vehicle Revenue Miles	Annual Vehicle Revenue Hours
Demand Response	12,663	11	0	209,045	8,167
Total	12,663	11	0	209,045	8,167

Unlinked Passenger Trip per Vehicle Revenue Mile



Metrics

Mode	Service Efficiency		Service Effectiveness		
	OE per VRM	OE per VRH	UPT per VRM	UPT per VRH	OE per UPT
Demand Response	\$4.26	\$108.95	0.1	1.6	\$70.27
Total	\$4.26	\$108.95	0.1	1.6	\$70.27

2023 Annual Agency Profile - Monroe Randolph Transit District (NTD ID 50339)

2023 Funding Breakdown

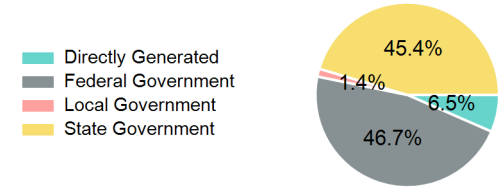
Summary of Operating Expenses (OE)

Mode	Operating Expenses	Fare Revenues
Demand Response	\$889,810	\$0
Total	\$889,810	\$0

Sources of Operating Funds Expended

Directly Generated	\$57,978
Federal Government	\$415,320
Local Government	\$12,265
State Government	\$404,247
Total Operating Funds Expended	\$889,810

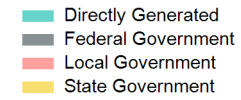
Operating Funding Sources



Capital Funding Sources

Sources of Capital Funds Expended

Directly Generated	\$0
Federal Government	\$0
Local Government	\$0
State Government	\$0
Total Capital Funds Expended	\$0



2023 Asset Management

Transit Asset Management (TAM) Tier	Tier II	TAM Sponsor NTD ID	5R01
--	---------	---------------------------	------

Metrics

Mode	Average Fleet Age in Years
Demand Response	9.3